

Gallatin County Weekly COVID-19 Surveillance Report – September 25, 2020

As a supplement to the data provided on the [COVID-19 Dashboard](#), Gallatin City-County Health Department (GCCHD) will release this weekly surveillance report each Friday. The report includes additional epidemiologic data useful for understanding the current COVID-19 pandemic in Gallatin County, Montana.

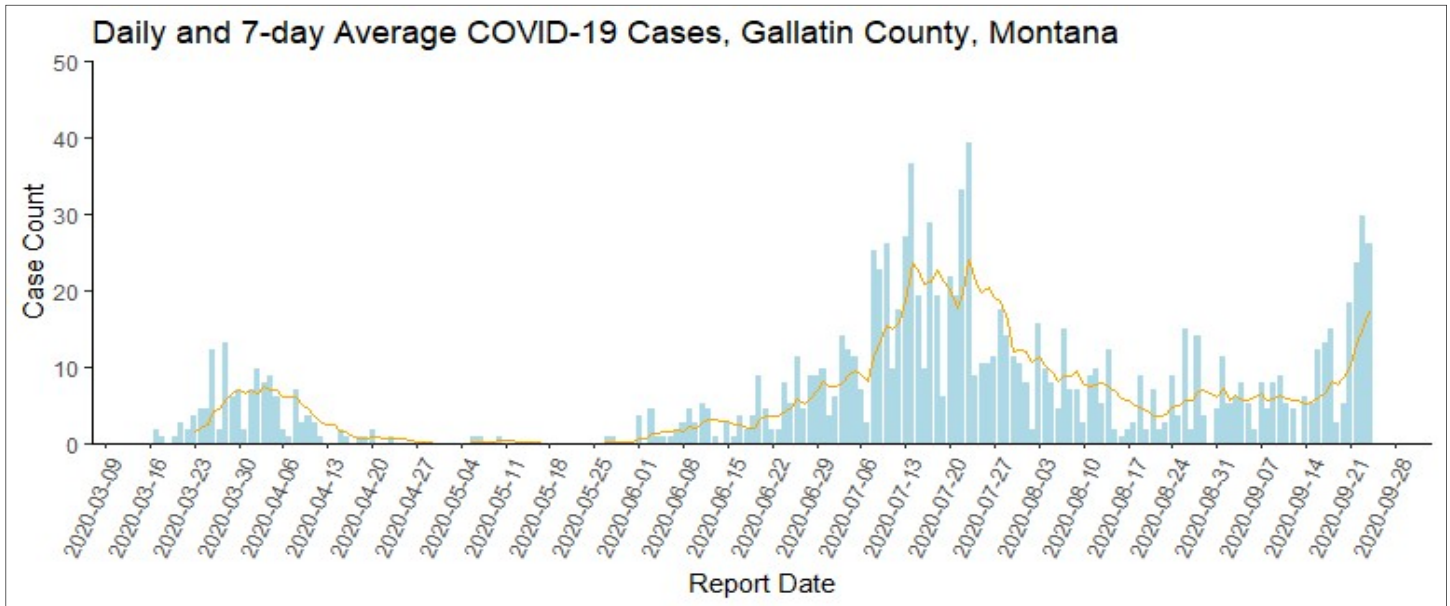


Figure 1. Describes the number of daily cases and 7-day rolling average of cases per 100,000 residents in Gallatin County. Blue bars indicate daily case reports per 100,000 residents and the orange line represents the 7-day rolling average of cases per 100,000 residents from 3/1/2020 to 9/24/2020. The 7-day rolling average of daily cases per 100,000 residents was 17.2 cases per 100,000 on 9/24/2020, a 161% increase from 6.6 cases per 100,000 on 9/17/2020.

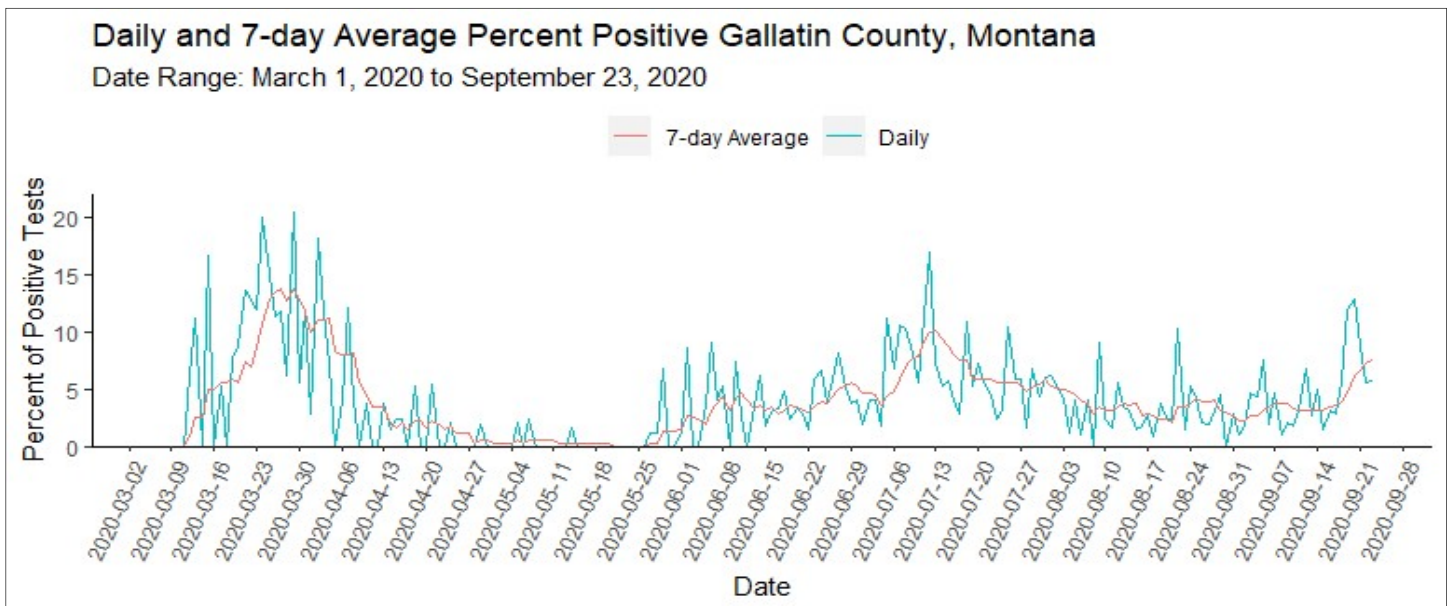


Figure 2. Describes the percent of positive tests by day and a 7-day rolling average of the percent of positive tests. The World Health Organization recommends a test positivity rate below 5% as a criteria for re-opening businesses. Public health experts say a positivity rate above 10% may mean more testing is necessary in order to avoid missing significant number of cases in the community. The 7-day rolling average of percent positive was 7.6% on 9/23/2020, a 124% increase from 3.4% on 9/16/2020.

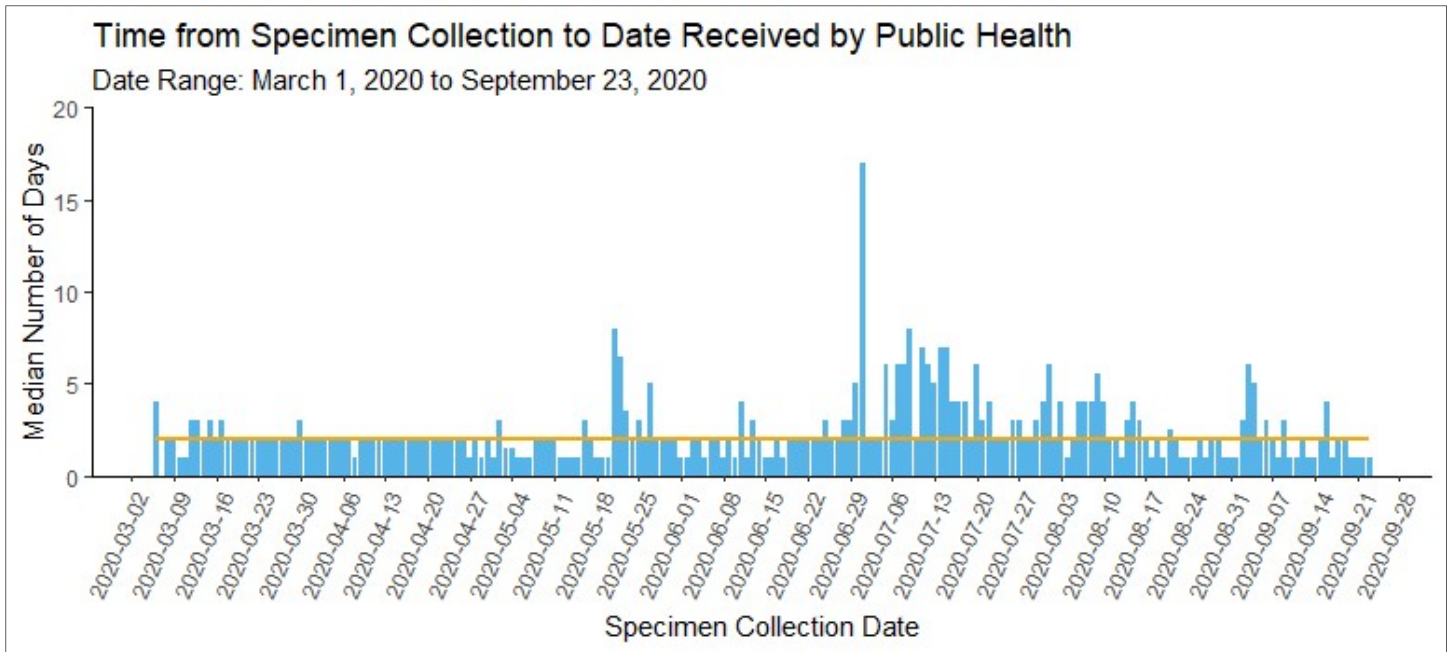


Figure 3. Describes the median number of days it takes a specimen collected until the result of the laboratory test is sent to GCCHD. The orange line in the figure above denotes 2 days. These data only include laboratory tests transmitted electronically via the Montana Infectious Disease Information System (MIDIS). Ideally, local health departments receive test results within 24-48 hours of specimen collection. Consistent delays greater than that make it more difficult to slow spread of the disease through isolation and quarantine. For cases reported during the period 8/23/2020 to 9/23/2020 the median time from specimen collection to report to public health was 1 day.

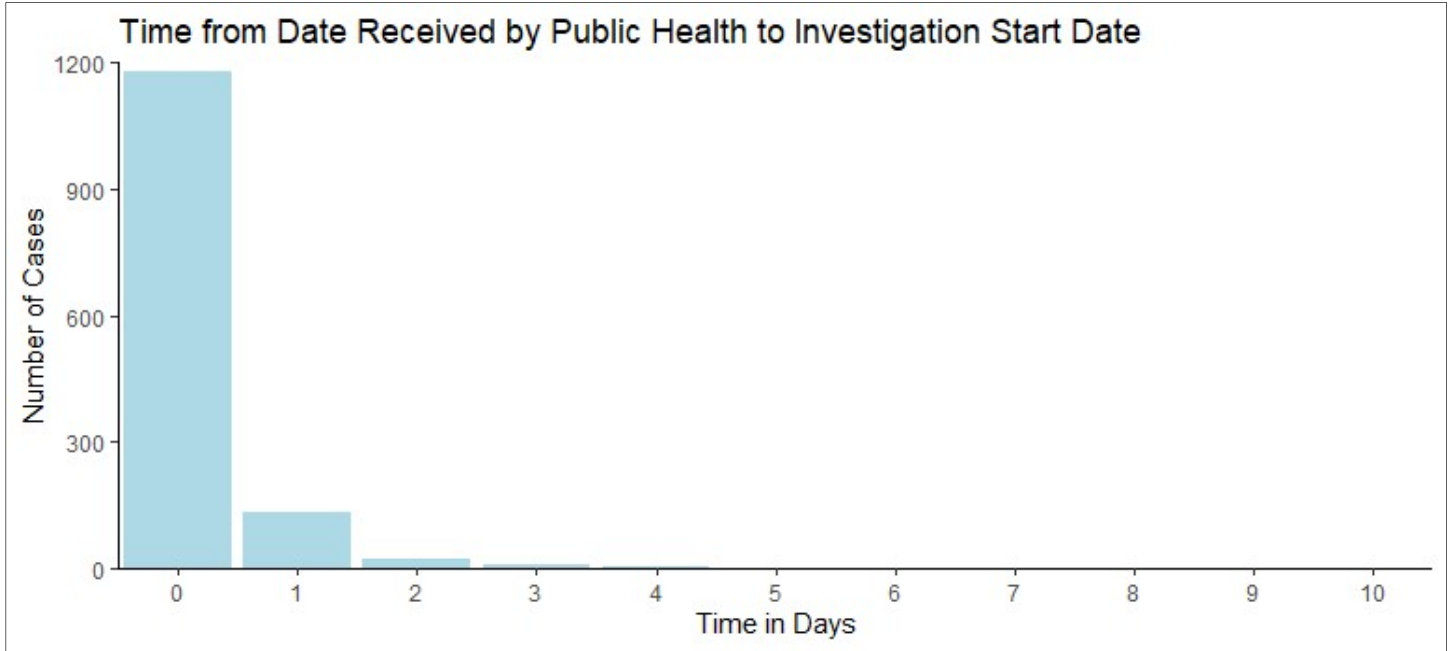


Figure 4. Describes the number of days from the time GCCHD is notified of a positive COVID-19 case and an investigation is started. Most COVID-19 case investigations (n=1179) are initiated in less than 24 hours after notification is received, as evidenced by the first blue bar in the figure above. Delays longer than 24 hours may be an indication that case numbers are outstripping contact tracing capacity. The median time from date received to investigation start date the week ending 9/26/2020 was less than one day, unchanged from the previous week. For cases reported during the period 8/24/2020 to 9/24/2020, the median time from report to public health to start of investigation was less than 1 day.

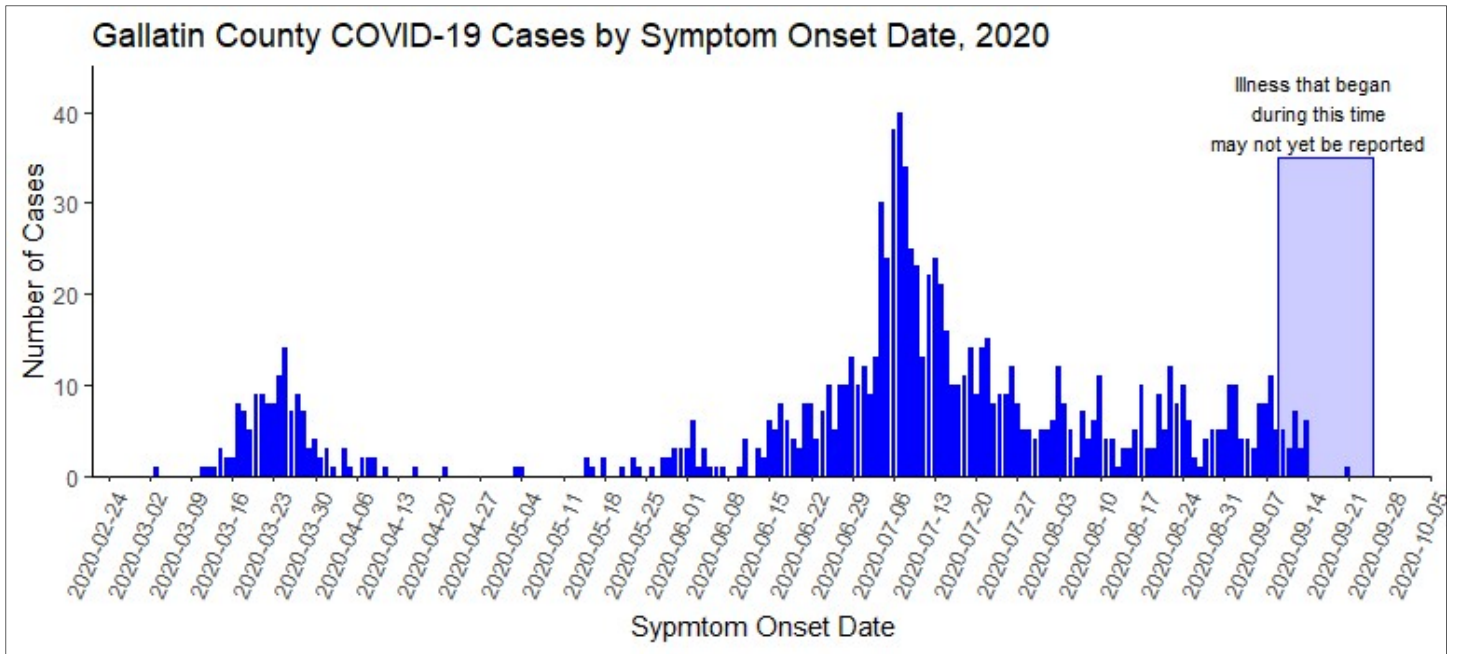


Figure 5. Epidemic curve of all cases residing or recovering in Gallatin County at the time of COVID-19 diagnosis displayed by date of symptom onset. Data only includes cases (n=1058) with onset date information reported to GCCHD between 3/1/2020 to 9/24/2020. Onset date data may be unavailable because the COVID-19 case was asymptomatic, unable to determine when symptoms started, or the case was not responsive to public health outreach.

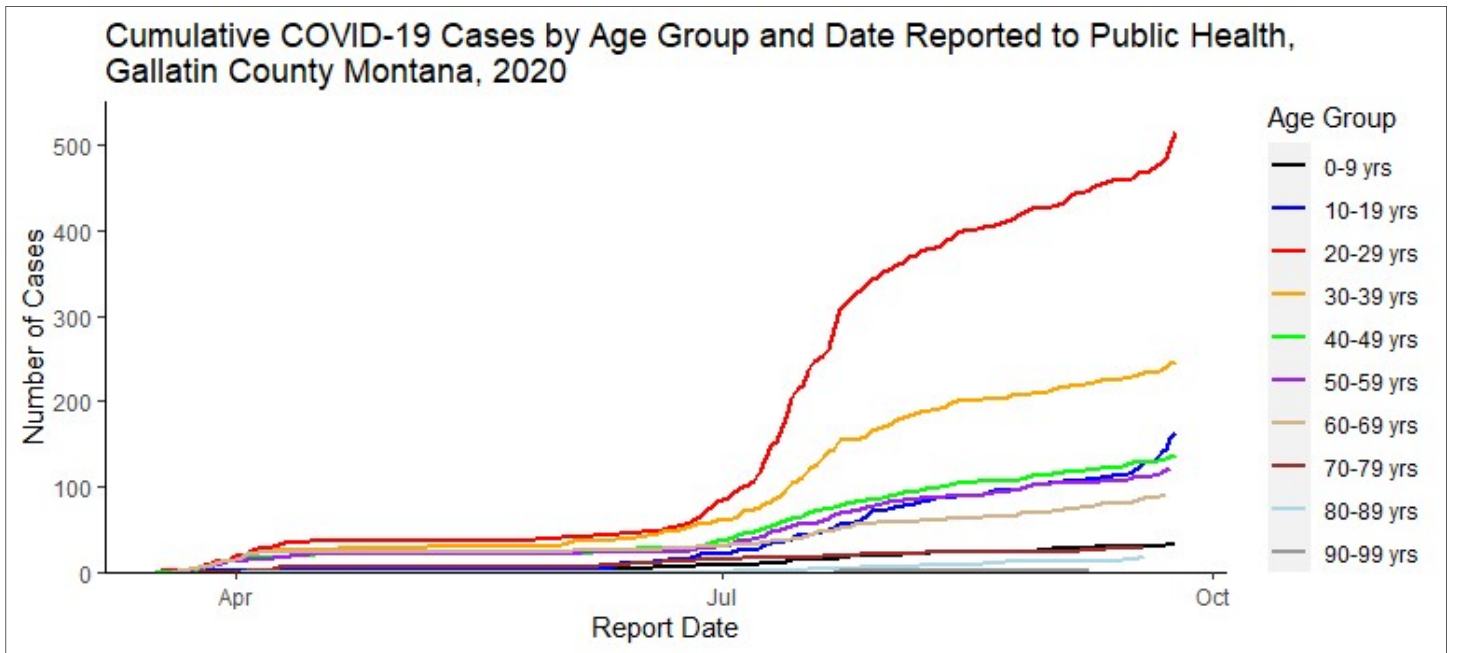


Figure 6. Describes the cumulative increase of COVID-19 cases over time among each ten-year age group from 3/1/2020 to 9/24/2020. Most recently, both the 20-29 year and 10-19 year age groups have experienced the most rapid increase in the number of cases when compared to other age groups.

Table 1. Describes new, active and cumulative COVID-19 cases among persons associated with Montana State University, Bozeman, Montana.

Reporting Period End Date	New Cases During Reporting Period	Cumulative Cases Reported Since August 1, 2020	% Change in Cumulative Cases from Previous Week	**Total Recovered Cases Since August 1, 2020	*Number of Active* cases on Last Day of Reporting Period	% Change in Active Cases from Previous Week
9/3/2020		38		32	6	
9/10/2020	3	41	+ 8%	38	3	-50%
9/17/2020	7	48	+ 17%	41	7	+ 133%
9/24/2020	66	114	+ 138%	62	52	+ 643%

* An “active” case means a person is diagnosed with COVID-19 and is in isolation while they may be contagious.

** A “recovered” case means a person tested positive for COVID-19 and is out of isolation because they are no longer considered contagious. It is important to understand that although a person is no longer in isolation, they may continue to feel the effects of COVID-19 infection after being released from isolation.



Please note the data contained in the report above are subject to change as more information regarding cases and lab tests become available through contact tracing or information sharing. GCCHD reserves the right to edit the format and content of the weekly surveillance report.