








# Gallatin County Weekly Communicable Disease Report

This report provides a weekly snapshot of communicable disease activity in Gallatin County. Data are provisional and are expected to change as more information is received.

**Table 1.** Communicable diseases reported in Gallatin County\* compared to statewide data during MMWR Week 40 (week ending 10/8/2022). \*Not all cases were contracted in Gallatin County.

	Gallatin County			State of Montana	
	Total (2022 Year-to-Date)	MMWR Week 40	Six-Week Trend Line	Total (2022 Year-to-Date)	MMWR Week 40
<b>General Communicable Diseases</b>					
Monkeypox	2	0		7	1
COVID-19*	15,865	73		119,558	1,019
Latent TB Infection (LTBI)	14	2		164	3
<b>Hepatitis</b>					
Hepatitis C, Chronic	17	1		796	16
<b>Sexually Transmitted Diseases</b>					
Chlamydia	500	13		3,164	80
HIV/AIDS	2	1		14	1
<b>Other Conditions</b>					
Animal Bites	195	2		Not Reported	

Data source: MTDPHHS Weekly Communicable Disease Epidemiology Report

\*Expanded COVID-19 data is available on the next page, and updated weekly on our [dashboard](#)

### Communicable Disease News:

**Monkeypox Update:** As of 10/14/2022, CDC & WHO are tracking 27,317 confirmed monkeypox/orthopoxvirus cases in all 50 US states and territories and additional cases worldwide that have been reported in areas that do not normally report monkeypox cases. Two deaths attributed to monkeypox/orthopoxvirus have been confirmed in the United States. As of 10/14/2022, there have been seven cases of monkeypox/orthopoxvirus reported in Montana. DPHHS urges providers to be alert for patients who have rash illnesses consistent with monkeypox, regardless of whether they have travel or specific risk factors for monkeypox, and regardless of gender or sexual orientation. Healthcare providers in Montana should report suspect cases to your local health dept, who will notify the CDEpi Section at [DPHHS](#). For local resources and information, such as our vaccine waitlist, visit the [Healthy Gallatin website](#).

**Influenza:** Influenza activity is low but starting early for the 2022-2023 influenza season in Montana. Season-to-date, Montana has had 13 cases, 1 hospitalization, and 0 deaths associated with influenza. Currently, Influenza A is the dominant influenza type circulating in Montana, seasonal subtypes H1N1 (n=4) and H3N2 (n=2) have both been detected early but no dominant influenza A subtype has emerged yet this season. No Influenza B activity has been confirmed yet this season.

- Influenza-like illness (ILI) in Montana was low for the first week of monitoring at 0.90%. RSV activity is circulating at low levels, with 2.57% positivity, indicating the 2022-2023 RSV season has not yet started.

**Questions? Please Contact:**

Gallatin City-County Communicable Disease Program  
Hours: M-F 8:00AM-5:00PM: (406) 582-3100  
After hours 24/7 line: (406) 582-2100 ext. 2, ask to page the Health Dept  
[www.healthygallatin.org](http://www.healthygallatin.org)  
[Reportable Communicable Disease List](#)

# Gallatin County Weekly Communicable Disease Report

### Gallatin County COVID-19 Data

During MMWR Week 41 (week ending 10/15/22), 153 new COVID-19 cases were reported among Gallatin County residents. Among the newly reported cases, approximately 56% were confirmed breakthrough cases, defined as testing positive for SARS-CoV-2  $\geq 14$  days after receiving a primary COVID-19 vaccine series. As of October 15, 2022, Gallatin County reports 12,001 cases of confirmed breakthrough disease, which includes 273 hospitalizations and 29 deaths.

**Table 2.** Summary of COVID-19 Activity among Gallatin County residents reported between 3/17/2020 to 10/15/2022.

	Total	MMWR Week 41	% Change from Previous Week
Reported Cases	39,909	153	109.59%
Laboratory Tests	334,418	235	-26.56%
Hospitalizations	1,434	4	-50.00%
Deaths	132	1	NA*

\*Percent change is incalculable when the previous value is zero

**Table 3.** Describes the number of active cases per 100,000 Gallatin County residents among Vaccine Eligible Age Groups as of 10/16/2022.

Age Group	Number of Active Cases	Total Number of Residents	Active Cases per 100,000
0 to 4	4	5,906	68
5 to 11	2	9,138	22
12 to 17	5	7,616	66
18 to 29	28	28,995	97
30 to 39	20	17,388	115
40 to 49	19	14,113	135
50 to 59	12	11,667	103
60 to 69	22	12,149	181
70 to 79	14	6,846	205
80+	10	2,968	337

**Table 4.** Describes [CDC community impact level](#) as of 10/17/2022, established to help determine which prevention actions are recommended based on healthcare system strain. Gallatin County is currently experiencing “Low” community impact, as depicted by the black circle on the table below. Data regarding community levels and local indicators are found at the CDC COVID Data Tracker [here](#). During periods of low impact, the CDC recommends staying up-to-date with COVID-19 vaccines and boosters, maintaining improved ventilation throughout indoor spaces when possible, and following CDC guidelines for isolation and quarantine, including testing if you are exposed or have symptoms. Individuals who are immunocompromised or at high risk for severe disease should have a plan for rapid testing if needed, and talk to their healthcare provider about whether they are a candidate for treatments like oral antivirals or monoclonal antibodies.

New COVID-19 Cases Per 100,000 people in the past 7 days	Indicators	Low	Medium	High
<200	New COVID-19 admissions per 100,000 population (7-day total)	<10.0	10.0-19.9	$\geq 20.0$
	Percent of staffed inpatient beds occupied by COVID-19 patients (7-day average)	<10.0%	10.0-14.9%	$\geq 15.0\%$
$\geq 200$	New COVID-19 admissions per 100,000 population (7-day total)	NA	<10.0	$\geq 10.0$
	Percent of staffed inpatient beds occupied by COVID-19 patients (7-day average)	NA	<10.0%	$\geq 10.0\%$

**Questions? Please Contact:**

Gallatin City-County Communicable Disease Program  
Hours: M-F 8:00AM-5:00PM: (406) 582-3100  
After hours 24/7 line: (406) 582-2100 ext. 2, ask to page the Health Dept

[www.healthygallatin.org](http://www.healthygallatin.org)  
[Reportable Communicable Disease List](#)

Figure 1. Describes the number of hospitalized COVID-19 cases by vaccination status and CDC MMWR Week from March 28, 2021 to October 15, 2022.

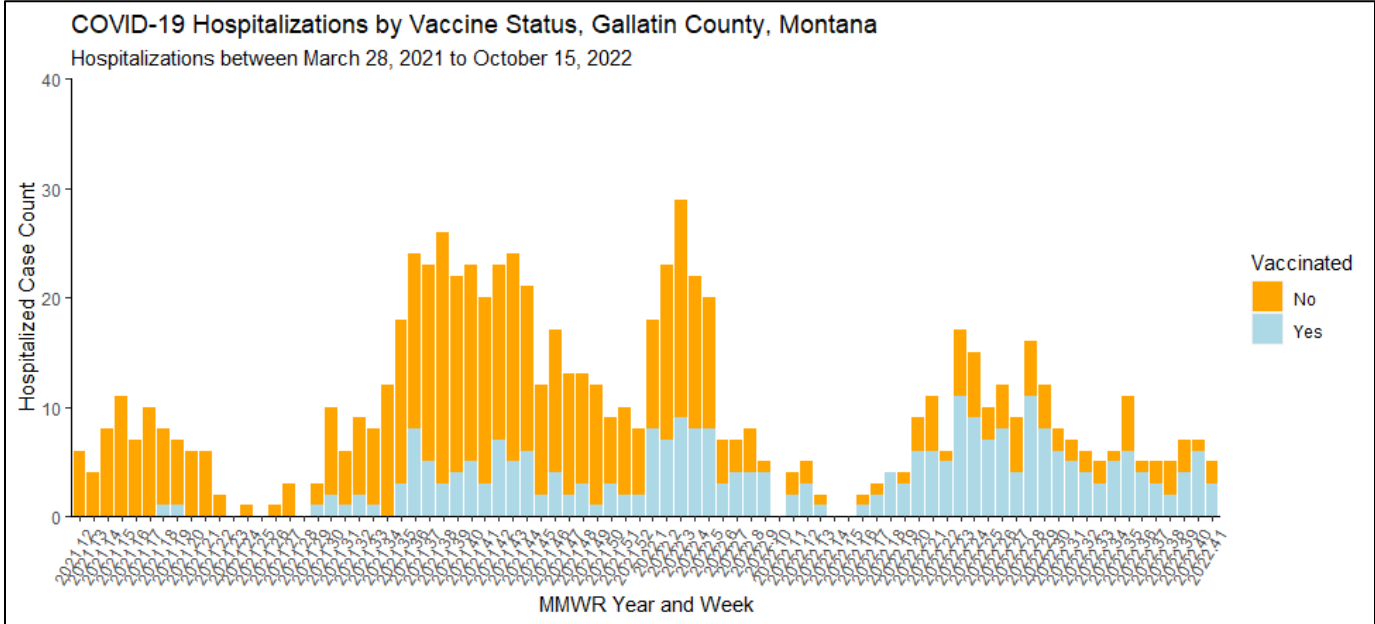
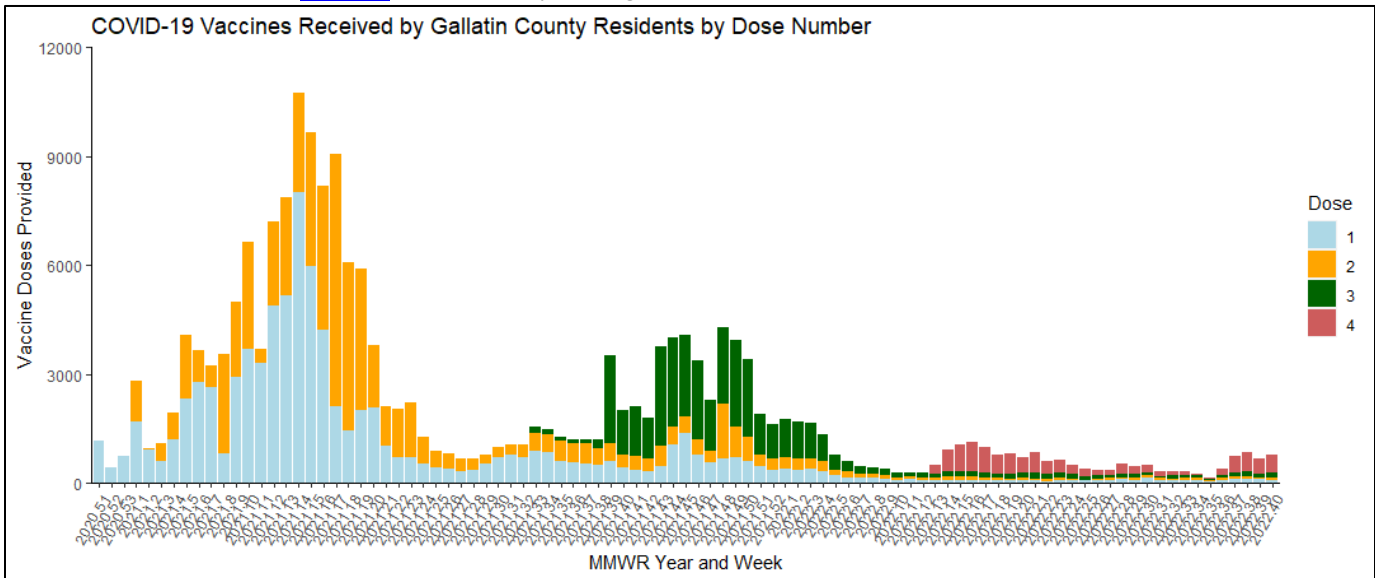


Figure 2. Describes COVID-19 vaccine doses received by Gallatin County residents by MMWR Year and Week as of October 8, 2022. Visit our [website](#) for a list of upcoming vaccine clinics.



If you are seeking data that is not included in the above report or our [dashboard](#), please submit a data request through [HS@gallatin.mt.gov](mailto:HS@gallatin.mt.gov). The turnaround time depends on the complexity of the request and availability of our staff.

**Questions? Please Contact:**

Gallatin City-County Communicable Disease Program  
 Hours: M-F 8:00AM-5:00PM: (406) 582-3100  
 After hours 24/7 line: (406) 582-2100 ext. 2, ask to page the Health Dept  
[www.healthygallatin.org](http://www.healthygallatin.org)  
[Reportable Communicable Disease List](#)