










Gallatin County Weekly Communicable Disease Report

This report provides a weekly snapshot of communicable disease activity in Gallatin County. Data are provisional and are expected to change as more information is received.

Table 1. Communicable diseases reported in Gallatin County* compared to statewide data during MMWR Week 42 (week ending 10/22/2022). *Not all cases were contracted in Gallatin County.

	Gallatin County			State of Montana	
	Total (2022 Year-to-Date)	MMWR Week 42	Six-Week Trend Line	Total (2022 Year-to-Date)	MMWR Week 42
General Communicable Diseases					
Monkeypox	2	0		7	0
COVID-19*	16,120	96		118,479	842
Influenza ('22-'23 Season)	4	1		34	5
Enteric Diseases					
Campylobacteriosis	38	2		303	6
Hepatitis					
Hepatitis B, Chronic	3	1		27	1
Hepatitis C, Chronic	20	1		852	34
Sexually Transmitted Diseases					
Chlamydia	529	12		3,351	81
Gonorrhea	46	3		1,054	37
Other Conditions					
Animal Bites	201	1		Not Reported	

Data source: MTDPHHS Weekly Communicable Disease Epidemiology Report

*Expanded COVID-19 data is available on the next page, and updated weekly on our [dashboard](#)

Communicable Disease News:

Monkeypox Update: As of 10/28/22, CDC and WHO are tracking 28,302 confirmed monkeypox/orthopoxvirus cases in all 50 US states and territories and additional cases worldwide that have been reported in areas that don't normally report monkeypox cases. Six deaths attributed to monkeypox/orthopoxvirus have been confirmed in the United States. There have been seven cases of monkeypox/orthopoxvirus reported in Montana. DPHHS urges providers to be alert for patients who have rash illnesses consistent with monkeypox, regardless of whether they have travel or specific risk factors for monkeypox, and regardless of gender or sexual orientation. Healthcare providers in Montana should report suspect cases to your local health dept, who will notify the CDEpi Section at DPHHS. Information for [healthcare providers](#) is found on CDC's website and there is a [new clinician FAQ resource](#). For local resources and information, such as our vaccine waitlist, visit the [Healthy Gallatin website](#).

Influenza: Influenza activity is sporadic but remained low during week 42, with 9 new cases reported. Season-to-date, Montana has had 34 cases, 1 hospitalization, and 0 deaths associated with influenza. Currently, Influenza A is the dominant influenza type circulating in Montana, seasonal subtypes H1N1 (n=5) and H3N2 (n=6) have both been detected early but no dominant influenza A subtype has emerged yet this season. Influenza B was detected by molecular surveillance for the first time this season during week 42.

- Influenza-like illness (ILI) in Montana remained low, but increased slightly to 1.22%. RSV season has onset during Week 42, with 6.43% positivity. Based on molecular surveillance reports, increased RSV activity is still regional in Montana.

Questions? Please Contact:

Gallatin City-County Communicable Disease Program
Hours: M-F 8:00AM-5:00PM: (406) 582-3100
After hours 24/7 line: (406) 582-2100 ext. 2, ask to page the Health Dept
www.healthygallatin.org
[Reportable Communicable Disease List](#)

Gallatin County Weekly Communicable Disease Report

Gallatin County COVID-19 Data

During MMWR Week 43 (week ending 10/29/22), 69 new COVID-19 cases were reported among Gallatin County residents. Among the newly reported cases, approximately 57% were confirmed breakthrough cases, defined as testing positive for SARS-CoV-2 ≥ 14 days after receiving a primary COVID-19 vaccine series. As of October 29, 2022, Gallatin County reports 12,108 cases of confirmed breakthrough disease, which includes 280 hospitalizations and 29 deaths.

Table 2. Summary of COVID-19 Activity among Gallatin County residents reported between 3/17/2020 to 10/29/2022.

	Total	MMWR Week 43	% Change from Previous Week
Reported Cases	40,082	69	-28.13%
Laboratory Tests	335,326	223	-41.47%
Hospitalizations	1,443	5	0%
Deaths	132	0	0%

Table 3. Describes the number of active cases per 100,000 Gallatin County residents among Vaccine Eligible Age Groups as of 10/30/2022.

Age Group	Number of Active Cases	Total Number of Residents	Active Cases per 100,000
0 to 4	5	5,906	85
5 to 11	3	9,138	33
12 to 17	2	7,616	26
18 to 29	23	28,995	79
30 to 39	10	17,388	57
40 to 49	5	14,113	35
50 to 59	11	11,667	94
60 to 69	18	12,149	148
70 to 79	14	6,846	205
80+	8	2,968	270

Table 4. Describes [CDC community impact level](#) as of 10/31/2022, established to help determine which prevention actions are recommended based on healthcare system strain. Gallatin County is currently experiencing “Low” community impact, as depicted by the black circle on the table below. Data regarding community levels and local indicators are found at the CDC COVID Data Tracker [here](#). During periods of low impact, the CDC recommends staying up-to-date with COVID-19 vaccines and boosters, maintaining improved ventilation throughout indoor spaces when possible, and following CDC guidelines for isolation and quarantine, including testing if you are exposed or have symptoms. Individuals who are immunocompromised or at high risk for severe disease should have a plan for rapid testing if needed, and talk to their healthcare provider about whether they are a candidate for treatments like oral antivirals or monoclonal antibodies.

New COVID-19 Cases Per 100,000 people in the past 7 days	Indicators	Low	Medium	High
		<10.0	10.0-19.9	≥ 20.0
<200	New COVID-19 admissions per 100,000 population (7-day total)	<10.0	10.0-14.9%	$\geq 15.0\%$
	Percent of staffed inpatient beds occupied by COVID-19 patients (7-day average)	<10.0%	<10.0	≥ 10.0
≥ 200	New COVID-19 admissions per 100,000 population (7-day total)	NA	<10.0%	$\geq 10.0\%$
	Percent of staffed inpatient beds occupied by COVID-19 patients (7-day average)	NA	<10.0%	$\geq 10.0\%$

Questions? Please Contact:

Gallatin City-County Communicable Disease Program
Hours: M-F 8:00AM-5:00PM: (406) 582-3100
After hours 24/7 line: (406) 582-2100 ext. 2, ask to page the Health Dept

www.healthygallatin.org
[Reportable Communicable Disease List](#)

Gallatin County Weekly Communicable Disease Report

Figure 1. Describes the number of hospitalized COVID-19 cases by vaccination status and CDC MMWR Week from March 28, 2021 to October 29, 2022.

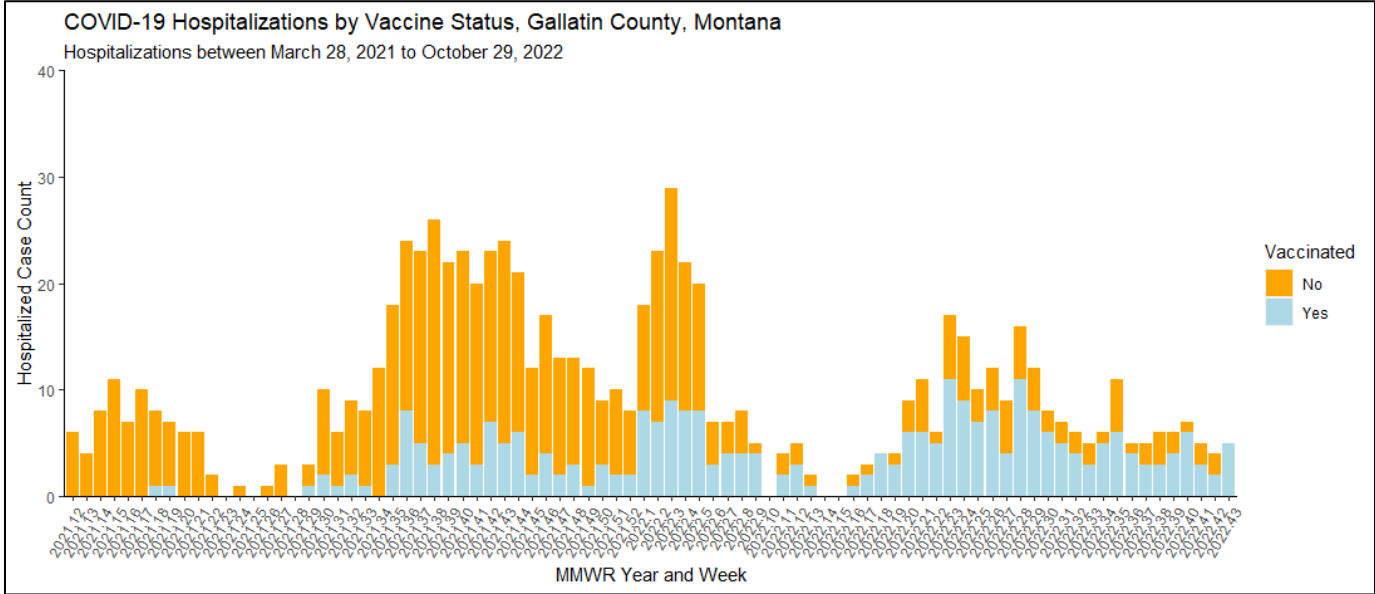
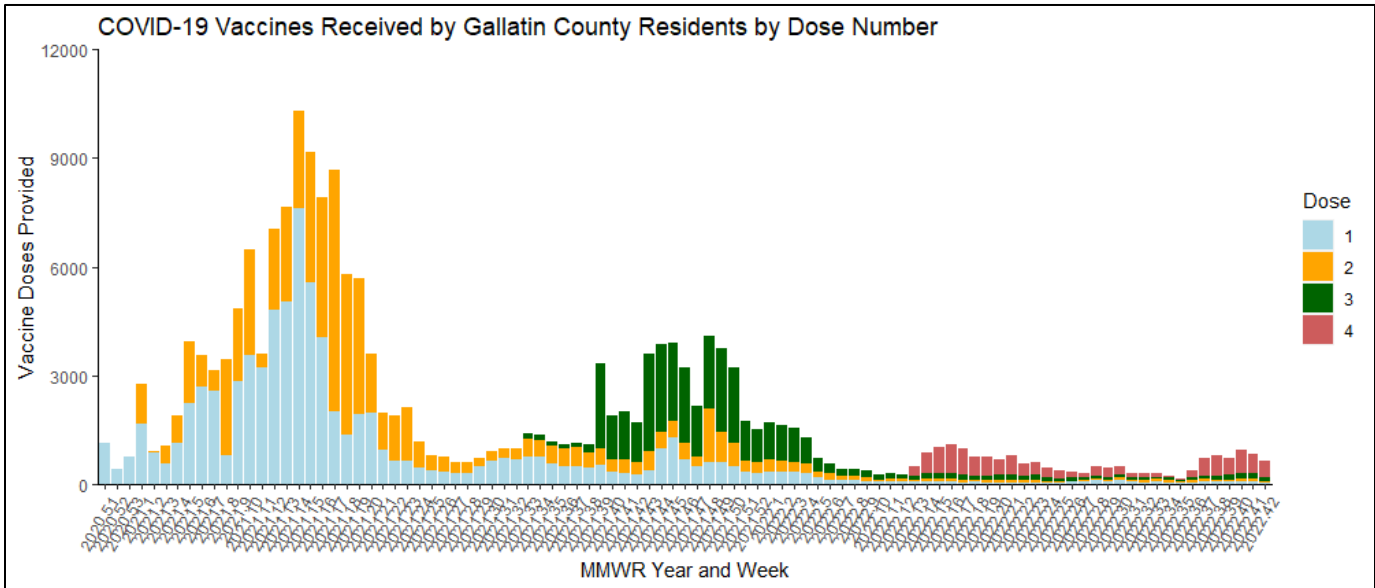


Figure 2. Describes COVID-19 vaccine doses received by Gallatin County residents by MMWR Year and Week as of October 22, 2022. Visit our [website](#) for a list of upcoming vaccine clinics.



If you are seeking data that is not included in the above report or our [dashboard](#), please submit a data request through HS@gallatin.mt.gov. The turnaround time depends on the complexity of the request and availability of our staff.

Questions? Please Contact:

Gallatin City-County Communicable Disease Program
 Hours: M-F 8:00AM-5:00PM: (406) 582-3100
 After hours 24/7 line: (406) 582-2100 ext. 2, ask to page the Health Dept
www.healthygallatin.org
[Reportable Communicable Disease List](#)