












Gallatin County Weekly Communicable Disease Report

This report provides a weekly snapshot of communicable disease activity in Gallatin County. Data are provisional and are expected to change as more information is received.

Table 1. Communicable diseases reported in Gallatin County* compared to statewide data during MMWR Week 44 (week ending 11/5/2022). *Not all cases were contracted in Gallatin County.

	Gallatin County			State of Montana	
	Total (2022 Year-to-Date)	MMWR Week 44	Six-Week Trend Line	Total (2022 Year-to-Date)	MMWR Week 44
General Communicable Diseases					
Monkeypox	2	0		7	0
COVID-19*	16,282	94		120,288	917
Influenza (2022-2023 Season)					
Cases	63	48		152	85
Hospitalizations or Deaths	3	2		6	2
Enteric Diseases					
Campylobacteriosis	40	2		317	7
Giardiasis	9	1		57	1
Hepatitis					
Hepatitis C, Chronic	20	1		869	10
Sexually Transmitted Diseases					
Chlamydia	555	12		3,491	64
Gonorrhea	48	1		1,092	15
Zoonotic Diseases					
Rabies, PEP	9	1		193	2
Other Conditions					
Animal Bites	213	2		Not Reported	

Data source: MTDPHHS Weekly Communicable Disease Epidemiology Report

*Expanded COVID-19 data is available on the next page, and updated weekly on our [dashboard](#)

Communicable Disease News:

Monkeypox Update: As of 11/10/22, CDC and WHO are tracking 28,797 confirmed monkeypox/orthopoxvirus cases in all 50 US states/territories, including 11 deaths attributed to monkeypox/orthopoxvirus. There have been seven cases of monkeypox/orthopoxvirus reported in Montana. DPHHS urges providers to be alert for patients who have rash illnesses consistent with monkeypox, regardless of whether they have travel or specific risk factors for monkeypox, and regardless of gender or sexual orientation. Healthcare providers in Montana should report suspect cases to your local health dept, who will notify the CDEpi Section at DPHHS. Information for [healthcare providers](#) is found on CDC’s website and there is a [new clinician FAQ resource](#). For local resources & information, such as our vaccine waitlist, visit the [Healthy Gallatin website](#).

Influenza: Influenza activity is now **local**, increasing over MMWR week 44 with 85 new cases and 2 hospitalizations reported. Season-to-date, Montana has had 152 cases, 6 hospitalizations, and 0 deaths associated with influenza. Currently, Influenza A is the dominant influenza type circulating in Montana, seasonal subtypes H1N1 (n=13) and H3N2 (n=27) have both been detected. H1N1 detection has occurred primarily in jurisdictions on the western side of Montana, while H3N2 detection has been widespread.

- Influenza-like illness (ILI) in emergency departments in Montana remained below baseline, but increased to 1.65%. RSV season is ongoing with percent positivity jumping to 8.7% during week 44. Based on molecular surveillance reports, increased RSV activity is still regional in Montana, but beginning to spread.

Questions? Please Contact:

Gallatin City-County Communicable Disease Program
Hours: M-F 8:00AM-5:00PM: (406) 582-3100
After hours 24/7 line: (406) 582-2100 ext. 2, ask to page the Health Dept
www.healthygallatin.org
[Reportable Communicable Disease List](#)

Gallatin County Weekly Communicable Disease Report

Gallatin County COVID-19 Data

During MMWR Week 45 (week ending 11/12/22), 64 new COVID-19 cases were reported among Gallatin County residents. Among the newly reported cases, approximately 49% were confirmed breakthrough cases, defined as testing positive for SARS-CoV-2 ≥ 14 days after receiving a primary COVID-19 vaccine series. As of November 12, 2022, Gallatin County reports 12,201 cases of confirmed breakthrough disease, which includes 286 hospitalizations and 29 deaths.

Table 2. Summary of COVID-19 Activity among Gallatin County residents reported between 3/17/2020 to 11/12/2022.

	Total	MMWR Week 45	% Change from Previous Week
Reported Cases	40,242	64	-31.91%
Laboratory Tests	335,909	800	29.66%
Hospitalizations	1,449	4	-20.00%
Deaths	132	0	0%

Table 3. Describes the number of active cases per 100,000 Gallatin County residents among Vaccine Eligible Age Groups as of 11/13/2022.

Age Group	Number of Active Cases	Total Number of Residents	Active Cases per 100,000
0 to 4	3	5,906	51
5 to 11	5	9,138	55
12 to 17	6	7,616	79
18 to 29	27	28,995	93
30 to 39	19	17,388	109
40 to 49	12	14,113	85
50 to 59	7	11,667	60
60 to 69	21	12,149	173
70 to 79	8	6,846	117
80+	6	2,968	202

Table 4. Describes [CDC community impact level](#) as of 11/14/2022, established to help determine which prevention actions are recommended based on healthcare system strain. Gallatin County is currently experiencing “Low” community impact, as depicted by the black circle on the table below. Data regarding community levels and local indicators are found at the CDC COVID Data Tracker [here](#). During periods of low impact, the CDC recommends staying up-to-date with COVID-19 vaccines and boosters, maintaining improved ventilation throughout indoor spaces when possible, and following CDC guidelines for isolation and quarantine, including testing if you are exposed or have symptoms. Individuals who are immunocompromised or at high risk for severe disease should have a plan for rapid testing if needed, and talk to their healthcare provider about whether they are a candidate for treatments like oral antivirals or monoclonal antibodies.

New COVID-19 Cases Per 100,000 people in the past 7 days	Indicators	Low	Medium	High
		<10.0	10.0-19.9	≥ 20.0
<200	New COVID-19 admissions per 100,000 population (7-day total)	<10.0	10.0-14.9%	$\geq 15.0\%$
	Percent of staffed inpatient beds occupied by COVID-19 patients (7-day average)	<10.0%		
≥ 200	New COVID-19 admissions per 100,000 population (7-day total)	NA	<10.0	≥ 10.0
	Percent of staffed inpatient beds occupied by COVID-19 patients (7-day average)	NA	<10.0%	$\geq 10.0\%$

Questions? Please Contact:

Gallatin City-County Communicable Disease Program
Hours: M-F 8:00AM-5:00PM: (406) 582-3100
After hours 24/7 line: (406) 582-2100 ext. 2, ask to page the Health Dept

www.healthygallatin.org
[Reportable Communicable Disease List](#)

Gallatin County Weekly Communicable Disease Report

Figure 1. Describes the number of hospitalized COVID-19 cases by vaccination status and CDC MMWR Week from March 28, 2021 to November 12, 2022.

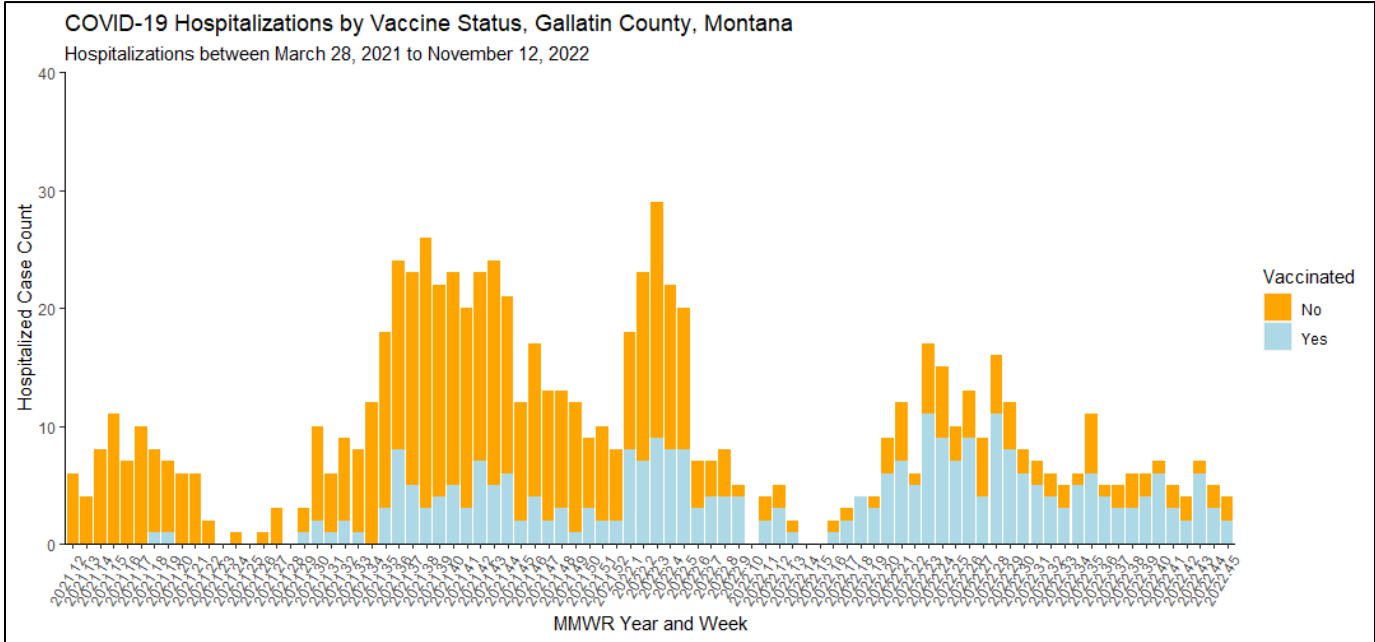
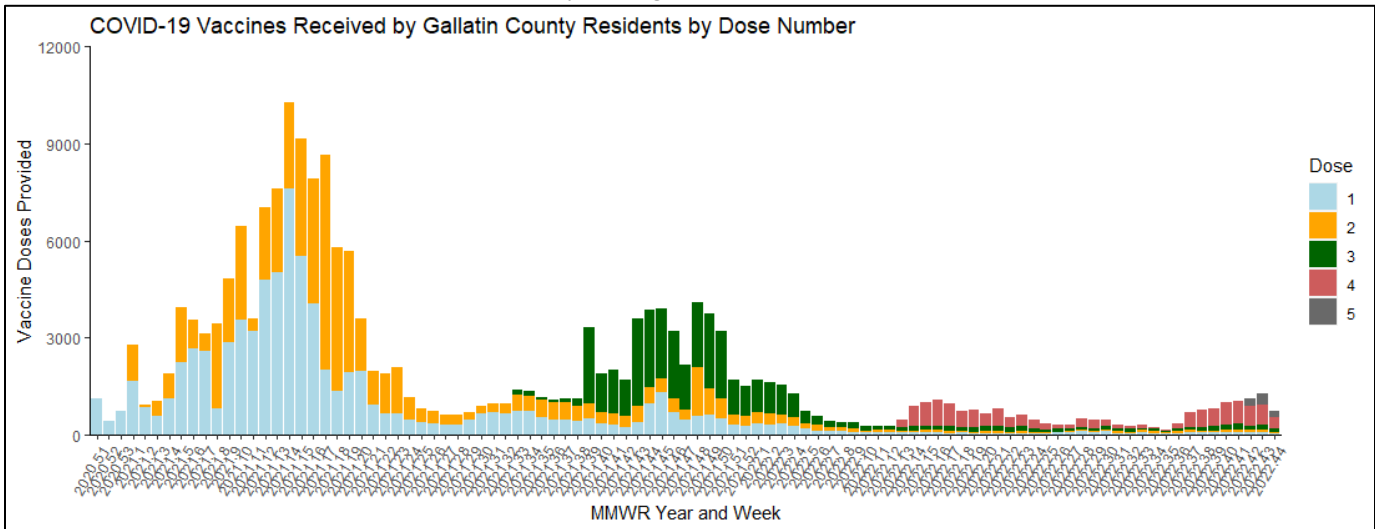


Figure 2. Describes COVID-19 vaccine doses received by Gallatin County residents by MMWR Year and Week as of November 5, 2022. Visit our [website](#) for a list of upcoming vaccine clinics.



If you are seeking data that is not included in the above report or our [dashboard](#), please submit a data request through HS@gallatin.mt.gov. The turnaround time depends on the complexity of the request and availability of our staff.

Questions? Please Contact:

Gallatin City-County Communicable Disease Program
 Hours: M-F 8:00AM-5:00PM: (406) 582-3100
 After hours 24/7 line: (406) 582-2100 ext. 2, ask to page the Health Dept
www.healthygallatin.org
[Reportable Communicable Disease List](#)