









# Gallatin County Weekly Communicable Disease Report

This report provides a weekly snapshot of communicable disease activity in Gallatin County. Data are provisional and are expected to change as more information is received.

**Table 1.** Communicable diseases reported in Gallatin County\* compared to statewide data during MMWR Week 45 (week ending 11/12/2022).

\*Not all cases were contracted in Gallatin County.

	Gallatin County			State of Montana	
	Total (2022 Year-to-Date)	MMWR Week 45	Six-Week Trend Line	Total (2022 Year-to-Date)	MMWR Week 45
<b>General Communicable Diseases</b>					
COVID-19*	16,352	70		121,103	760
<b>Influenza (2022-2023 Season)</b>					
Cases	194	130		446	257
Hospitalizations or Deaths	6	3		11	5
<b>Hepatitis</b>					
Hepatitis C, Chronic	21	1		891	17
<b>Sexually Transmitted Diseases</b>					
Chlamydia	566	11		3,572	75
Gonorrhea	49	1		1,120	27
<b>Zoonotic Diseases</b>					
Rabies, PEP	13	4		202	9
<b>Other Conditions</b>					
Animal Bites	213	2		Not Reported	

Data source: MTDPHHS Weekly Communicable Disease Epidemiology Report

\*Expanded COVID-19 data is available on the next page, and updated weekly on our [dashboard](#)

**Communicable Disease News:**

**Monkeypox Update:** As of 11/18/22, CDC and WHO are tracking 29,133 confirmed monkeypox/orthopoxvirus cases in all 50 US states/territories, including 12 deaths attributed to monkeypox/orthopoxvirus. **There have been seven cases of monkeypox/orthopoxvirus reported in Montana.** DPHHS urges providers to be alert for patients who have rash illnesses consistent with monkeypox, regardless of whether they have travel or specific risk factors for monkeypox, and regardless of gender or sexual orientation. Healthcare providers in Montana should report suspect cases to your local health dept, who will notify the CDEpi Section at DPHHS. Information for [healthcare providers](#) is found on CDC’s website and there is a [new clinician FAQ resource](#). For local resources & information, such as our vaccine waitlist, visit the [Healthy Gallatin website](#).

**Influenza:** Montana has reached statewide circulation, with over 10% percent positivity being reported for MMWR Week 45. Season-to-date, Montana has had 446 cases, 11 hospitalizations, and 0 deaths associated with influenza. Currently, Influenza A is the dominant influenza type circulating in Montana, seasonal subtypes H1N1 (n=25) and H3N2 (n=42) have both been detected. H1N1 detection has occurred primarily in jurisdictions on the western side of Montana, while H3N2 detection has been widespread.

- Influenza-like illness (ILI) in Montana low, but increased slightly to 2.62%. During week 45, RSV percent positivity increased to 12.87%. Based on molecular surveillance reports, increased RSV activity is still regional in Montana, but beginning to spread.

**Questions? Please Contact:**

Gallatin City-County Communicable Disease Program  
Hours: M-F 8:00AM-5:00PM: (406) 582-3100  
After hours 24/7 line: (406) 582-2100 ext. 2, ask to page the Health Dept  
[www.healthygallatin.org](http://www.healthygallatin.org)  
[Reportable Communicable Disease List](#)

# Gallatin County Weekly Communicable Disease Report

- **Positive antigen tests may now be counted towards total influenza cases. PCRs no longer need to be confirmed at the MTPHL.**

### Gallatin County COVID-19 Data

During MMWR Week 46 (week ending 11/19/22), 85 new COVID-19 cases were reported among Gallatin County residents. Among the newly reported cases, approximately 58% were confirmed breakthrough cases, defined as testing positive for SARS-CoV-2  $\geq 14$  days after receiving a primary COVID-19 vaccine series. As of November 19, 2022, Gallatin County reports 12,261 cases of confirmed breakthrough disease, which includes 292 hospitalizations and 29 deaths.

**Table 2.** Summary of COVID-19 Activity among Gallatin County residents reported between 3/17/2020 to 11/19/2022.

	Total	MMWR Week 46	% Change from Previous Week
Reported Cases	40,353	112	60.00%
Laboratory Tests	338,759	1066	21.05%
Hospitalizations	1,459	9	125.00%
Deaths	132	0	0%

**Table 3.** Describes the number of active cases per 100,000 Gallatin County residents among Vaccine Eligible Age Groups as of 11/20/2022.

Age Group	Number of Active Cases	Total Number of Residents	Active Cases per 100,000
0 to 4	7	5,906	119
5 to 11	13	9,138	142
12 to 17	7	7,616	92
18 to 29	28	28,995	97
30 to 39	14	17,388	81
40 to 49	24	14,113	170
50 to 59	14	11,667	120
60 to 69	12	12,149	99
70 to 79	11	6,846	161
80+	6	2,968	202

**Table 4.** Describes [CDC community impact level](#) as of 11/21/2022, established to help determine which prevention actions are recommended based on healthcare system strain. Gallatin County is currently experiencing “Low” community impact, as depicted by the black circle on the table below. Data regarding community levels and local indicators are found at the CDC COVID Data Tracker [here](#). During periods of low impact, the CDC recommends staying up to date with COVID-19 vaccines and boosters, maintaining improved ventilation throughout indoor spaces when possible, and following CDC guidelines for isolation and quarantine, including testing if you are exposed or have symptoms. Individuals who are immunocompromised or at high risk for severe disease should have a plan for rapid testing if needed and talk to their healthcare provider about whether they are a candidate for treatments like oral antivirals or monoclonal antibodies.

New COVID-19 Cases Per 100,000 people in the past 7 days	Indicators	Low	Medium	High
		<10.0	10.0-19.9	$\geq 20.0$
<200	New COVID-19 admissions per 100,000 population (7-day total)	<10.0	10.0-19.9	$\geq 20.0$
	Percent of staffed inpatient beds occupied by COVID-19 patients (7-day average)	<10.0%	10.0-14.9%	$\geq 15.0%$
$\geq 200$	New COVID-19 admissions per 100,000 population (7-day total)	NA	<10.0	$\geq 10.0$
	Percent of staffed inpatient beds occupied by COVID-19 patients (7-day average)	NA	<10.0%	$\geq 10.0%$

**Questions? Please Contact:**

Gallatin City-County Communicable Disease Program  
Hours: M-F 8:00AM-5:00PM: (406) 582-3100  
After hours 24/7 line: (406) 582-2100 ext. 2, ask to page the Health Dept

[www.healthygallatin.org](http://www.healthygallatin.org)  
[Reportable Communicable Disease List](#)

# Gallatin County Weekly Communicable Disease Report

Figure 1. Describes the number of hospitalized COVID-19 cases by vaccination status and CDC MMWR Week from March 28, 2021 to November 19, 2022.

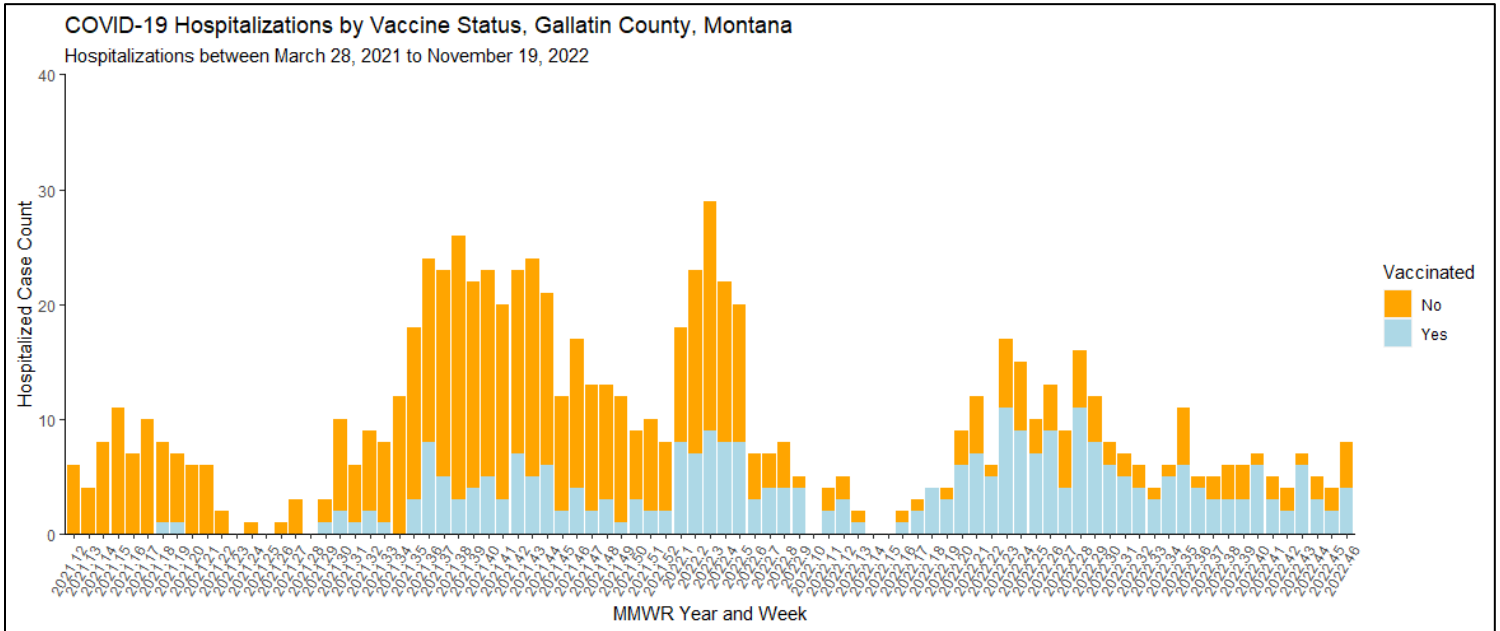
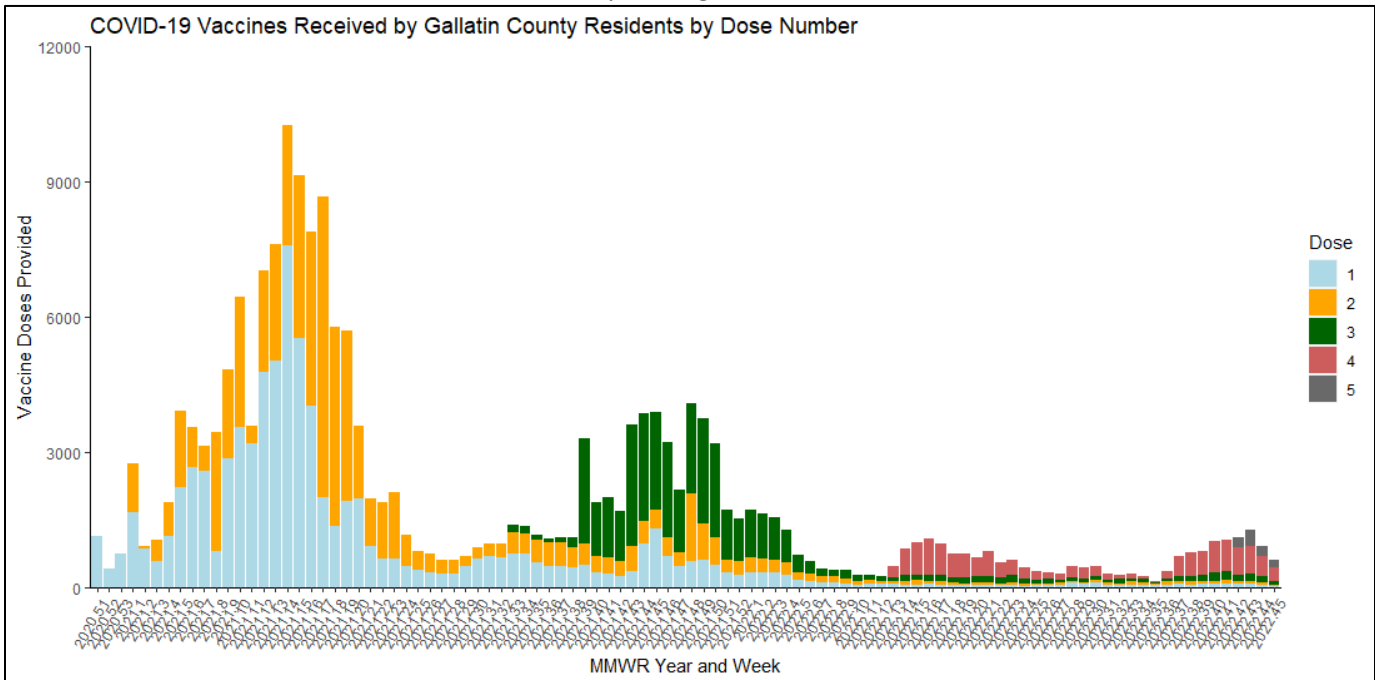


Figure 2. Describes COVID-19 vaccine doses received by Gallatin County residents by MMWR Year and Week as of November 12, 2022. Visit our [website](#) for a list of upcoming vaccine clinics.



If you are seeking data that is not included in the above report or our [dashboard](#), please submit a data request through [HS@gallatin.mt.gov](mailto:HS@gallatin.mt.gov). The turnaround time depends on the complexity of the request and availability of our staff.

**Questions? Please Contact:**

Gallatin City-County Communicable Disease Program  
Hours: M-F 8:00AM-5:00PM: (406) 582-3100  
After hours 24/7 line: (406) 582-2100 ext. 2, ask to page the Health Dept  
[www.healthygallatin.org](http://www.healthygallatin.org)  
[Reportable Communicable Disease List](#)