










Gallatin County Weekly Communicable Disease Report

This report provides a weekly snapshot of communicable disease activity in Gallatin County. Data are provisional and are expected to change as more information is received.

Table 1. Communicable diseases reported in Gallatin County* compared to statewide data during MMWR Week 46 (week ending 11/19/2022).

*Not all cases were contracted in Gallatin County.

	Gallatin County			State of Montana	
	Total (2022 Year-to-Date)	MMWR Week 46	Six-Week Trend Line	Total (2022 Year-to-Date)	MMWR Week 46
General Communicable Diseases					
COVID-19*	16,464	111		122,126	1,009
Influenza (2022-2023 Season)					
Cases	478	189		957	500
Hospitalizations or Deaths	25	3		27	11
Food-Borne Diseases					
Salmonellosis	14	2		149	7
Sexually Transmitted Diseases					
Chlamydia	582	16		3,659	83
Gonorrhea	50	1		1,149	25
Enteric Diseases					
Campylobacteriosis	41	1		328	7
Shiga toxin-producing E. coli	11	1		109	1
Other Conditions					
Animal Bites	216	3		Not Reported	

Data source: MTDPHHS Weekly Communicable Disease Epidemiology Report

*Expanded COVID-19 data is available on the next page, and updated weekly on our [dashboard](#)

Communicable Disease News:

Monkeypox Update: As of 11/25/22, CDC and WHO are tracking 29,248 confirmed monkeypox/orthopoxvirus cases in all 50 US states/territories, including 14 deaths attributed to monkeypox/orthopoxvirus. **There have been seven cases of monkeypox/orthopoxvirus reported in Montana.** DPHHS urges providers to be alert for patients who have rash illnesses consistent with monkeypox, regardless of whether they have travel or specific risk factors for monkeypox, and regardless of gender or sexual orientation. Healthcare providers in Montana should report suspect cases to your local health dept, who will notify the CDEpi Section at DPHHS. Information for [healthcare providers](#) is found on CDC’s website and there is a [new clinician FAQ resource](#). For local resources & information, such as our vaccine waitlist, visit the [Healthy Gallatin website](#).

Influenza: Influenza activity is now **widespread**, increasing over MMWR week 46 with 500 new cases and 11 hospitalizations reported. **Week 46 marked the first week of influenza reporting where antigen tests are now included in case counts; a decision based off a 10% positivity threshold that was crossed.** Season-to-date, Montana has had 957 cases, 27 hospitalizations, and 0 deaths associated with influenza. Currently, Influenza A is the dominant influenza type circulating in Montana, seasonal subtypes H1N1 (n=41) and H3N2 (n=65) have both been detected.

- Influenza-like illness (ILI) increased slightly to 2.73%. During week 46, RSV percent positivity increased to 15.31%. Based on molecular surveillance reports, increased RSV activity is still regional in Montana, but beginning to spread.

Questions? Please Contact:

Gallatin City-County Communicable Disease Program
Hours: M-F 8:00AM-5:00PM: (406) 582-3100
After hours 24/7 line: (406) 582-2100 ext. 2, ask to page the Health Dept
www.healthygallatin.org
[Reportable Communicable Disease List](#)

Gallatin County Weekly Communicable Disease Report

Gallatin County COVID-19 Data

During MMWR Week 47 (week ending 11/26/22), 88 new COVID-19 cases were reported among Gallatin County residents. Among the newly reported cases, approximately 36% were confirmed breakthrough cases, defined as testing positive for SARS-CoV-2 ≥ 14 days after receiving a primary COVID-19 vaccine series. As of November 26, 2022, Gallatin County reports 12,302 cases of confirmed breakthrough disease, which includes 295 hospitalizations and 29 deaths.

Table 2. Summary of COVID-19 Activity among Gallatin County residents reported between 3/17/2020 to 11/26/2022.

	Total	MMWR Week 47	% Change from Previous Week
Reported Cases	40,436	88	-20.72%
Laboratory Tests	340,123	872	-18.35%
Hospitalizations	1,465	6	-33.33%
Deaths	132	0	0%

Table 3. Describes the number of active cases per 100,000 Gallatin County residents among Vaccine Eligible Age Groups as of 11/27/2022.

Age Group	Number of Active Cases	Total Number of Residents	Active Cases per 100,000
0 to 4	11	5,906	186
5 to 11	10	9,138	109
12 to 17	10	7,616	131
18 to 29	29	28,995	100
30 to 39	19	17,388	109
40 to 49	19	14,113	135
50 to 59	13	11,667	111
60 to 69	21	12,149	173
70 to 79	16	6,846	234
80+	7	2,968	236

Table 4. Describes [CDC community impact level](#) as of 11/28/2022, established to help determine which prevention actions are recommended based on healthcare system strain. Gallatin County is currently experiencing “Low” community impact, as depicted by the black circle on the table below. Data regarding community levels and local indicators are found at the CDC COVID Data Tracker [here](#). During periods of low impact, the CDC recommends staying up-to-date with COVID-19 vaccines and boosters, maintaining improved ventilation throughout indoor spaces when possible, and following CDC guidelines for isolation and quarantine, including testing if you are exposed or have symptoms. Individuals who are immunocompromised or at high risk for severe disease should have a plan for rapid testing if needed, and talk to their healthcare provider about whether they are a candidate for treatments like oral antivirals or monoclonal antibodies.

New COVID-19 Cases Per 100,000 people in the past 7 days	Indicators	Low	Medium	High
		<10.0	10.0-19.9	≥ 20.0
<200	New COVID-19 admissions per 100,000 population (7-day total)	<10.0	10.0-14.9%	$\geq 15.0\%$
	Percent of staffed inpatient beds occupied by COVID-19 patients (7-day average)	<10.0%	<10.0	≥ 10.0
≥ 200	New COVID-19 admissions per 100,000 population (7-day total)	NA	<10.0%	$\geq 10.0\%$
	Percent of staffed inpatient beds occupied by COVID-19 patients (7-day average)	NA	<10.0%	$\geq 10.0\%$

Gallatin County Weekly Communicable Disease Report

Figure 1. Describes the number of hospitalized COVID-19 cases by vaccination status and CDC MMWR Week from March 28, 2021 to November 26, 2022.

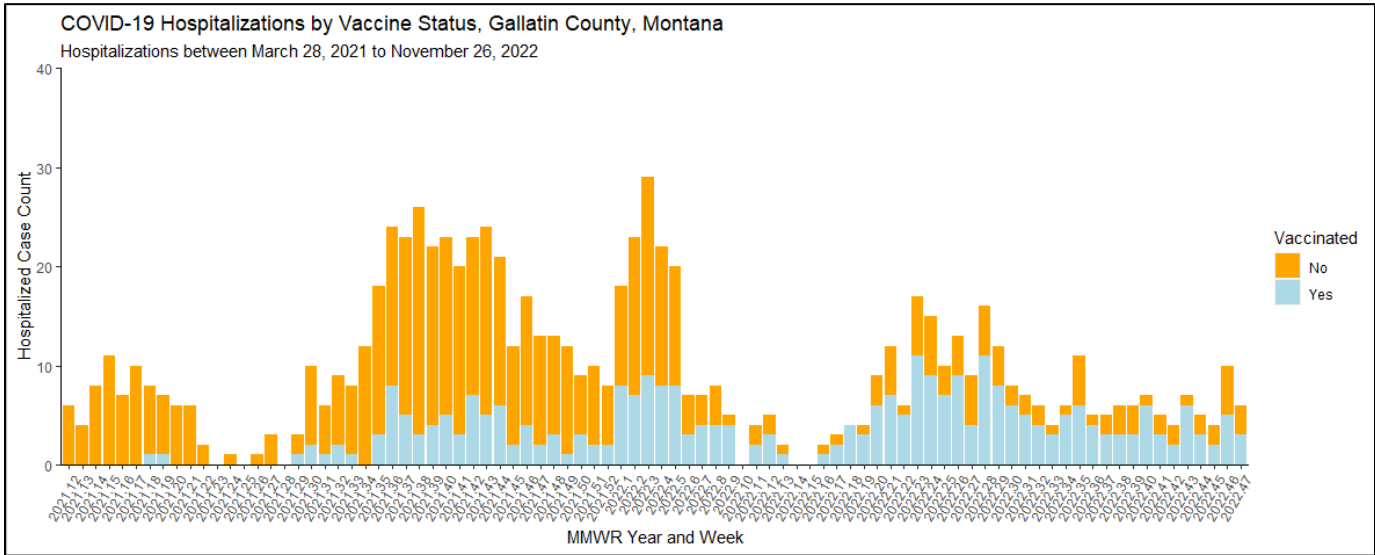
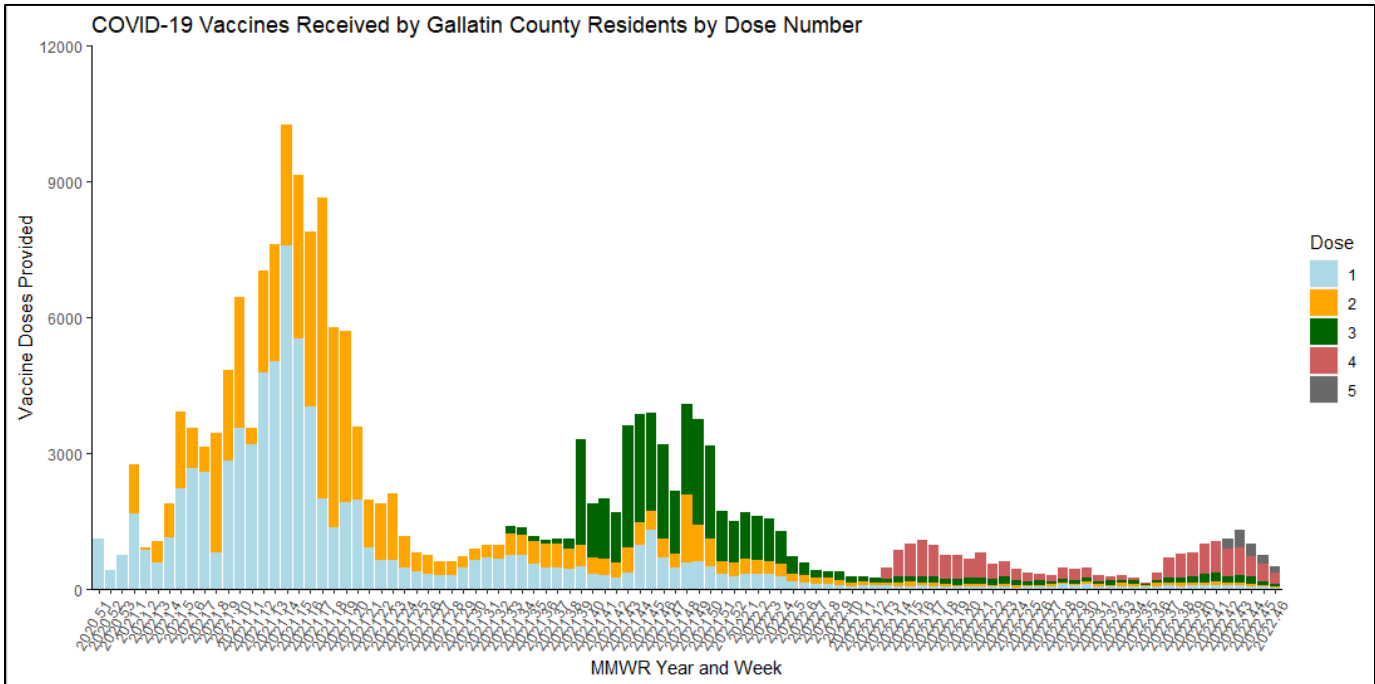


Figure 2. Describes COVID-19 vaccine doses received by Gallatin County residents by MMWR Year and Week as of November 19, 2022. Visit our [website](#) for a list of upcoming vaccine clinics.



If you are seeking data that is not included in the above report or our [dashboard](#), please submit a data request through HS@gallatin.mt.gov. The turnaround time depends on the complexity of the request and availability of our staff.

Questions? Please Contact:

Gallatin City-County Communicable Disease Program
Hours: M-F 8:00AM-5:00PM: (406) 582-3100
After hours 24/7 line: (406) 582-2100 ext. 2, ask to page the Health Dept

www.healthygallatin.org
[Reportable Communicable Disease List](#)