








Gallatin County Weekly Communicable Disease Report

This report provides a weekly snapshot of communicable disease activity in Gallatin County. Data are provisional and are expected to change as more information is received.

Table 1. Communicable diseases reported in Gallatin County* compared to statewide data during MMWR Week 48 (week ending 12/3/2022).

*Not all cases were contracted in Gallatin County.

	Gallatin County			State of Montana	
	Total (2022 Year-to-Date)	MMWR Week 48	Six-Week Trend Line	Total (2022 Year-to-Date)	MMWR Week 48
General Communicable Diseases					
COVID-19*	16,655	105		124,300	1,254
Influenza (2022-2023 Season)					
Cases	1,011	342		2,708	987
Hospitalizations or Deaths	33	11		122	52
Enteric Diseases					
Campylobacteriosis	43	2		336	6
Sexually Transmitted Diseases					
Chlamydia	600	12		3,779	58
HIV/AIDS	2	1		16	1
Other Conditions					
Animal Bites	227	3		Not Reported	

Data source: MTDPHHS Weekly Communicable Disease Epidemiology Report

*Expanded COVID-19 data is available on the next page, and updated weekly on our [dashboard](#)

Communicable Disease News:

Mpox* Update: As of 12/7/22, CDC and WHO are tracking 29,711 confirmed mpox/orthopoxvirus cases in all 50 US states/territories, including 20 deaths attributed to monkeypox/orthopoxvirus. **As of 12/9/22, there have been seven cases of mpox/orthopoxvirus reported in Montana.** DPHHS urges providers to be alert for patients who have rash illnesses consistent with monkeypox, regardless of whether they have travel or specific risk factors for monkeypox, and regardless of gender or sexual orientation. Healthcare providers in Montana should report suspect cases to your local health dept, who will notify the CDEpi Section at DPHHS. Information for [healthcare providers](#) is found on CDC’s website and there is a [new clinician FAQ resource](#). For local resources & information, such as our vaccine waitlist, visit the [Healthy Gallatin website](#).

- * “mpox” is a synonym for monkeypox. Both names will be used simultaneously for one year while “monkeypox” is phased out. For more information about the name change, see [WHO recommends new name for monkeypox disease](#).

Influenza: Influenza activity **increased** statewide during MMWR Week 48, with 987 new cases and 52 new hospitalizations reported. Season-to-date, Montana has had 2,708 cases, 120 hospitalizations, and 2 deaths associated with influenza. Currently, Influenza A is the dominant influenza type circulating in Montana, seasonal subtypes H1N1 (n=66) and H3N2 (n=137) have both been detected.

- Cases and hospitalizations have increased rapidly over the past few weeks, and both measures are higher than historically seen during this time of year. Weekly reported case counts for week 48 also exceeded the peak case count from the previous 2021-2022 influenza season.
- Influenza-like illness (ILI) in Montana decreased slightly from 5.08% to 4.97%. During week 48, RSV percent positivity increased to 15.95%.

Questions? Please Contact:

Gallatin City-County Communicable Disease Program
Hours: M-F 8:00AM-5:00PM: (406) 582-3100
After hours 24/7 line: (406) 582-2100 ext. 2, ask to page the Health Dept
www.healthygallatin.org
[Reportable Communicable Disease List](#)

Gallatin County Weekly Communicable Disease Report

Gallatin County COVID-19 Data

During MMWR Week 49 (week ending 12/10/22), 83 new COVID-19 cases were reported among Gallatin County residents. Among the newly reported cases, approximately 58% were confirmed breakthrough cases, defined as testing positive for SARS-CoV-2 ≥ 14 days after receiving a primary COVID-19 vaccine series. As of December 10, 2022, Gallatin County reports 12,430 cases of confirmed breakthrough disease, which includes 303 hospitalizations and 29 deaths.

Table 2. Summary of COVID-19 Activity among Gallatin County residents reported between 3/17/2020 to 12/10/2022.

	Total	MMWR Week 49	% Change from Previous Week
Reported Cases	40,614	83	-15.31%
Laboratory Tests	342,141	882	-18.18%
Hospitalizations	1,474	2	-66.67%
Deaths	132	0	0%

Table 3. Describes the number of active cases per 100,000 Gallatin County residents among Vaccine Eligible Age Groups as of 12/11/2022.

Age Group	Number of Active Cases	Total Number of Residents	Active Cases per 100,000
0 to 4	7	5,906	119
5 to 11	8	9,138	88
12 to 17	3	7,616	39
18 to 29	28	28,995	97
30 to 39	22	17,388	127
40 to 49	11	14,113	78
50 to 59	12	11,667	103
60 to 69	17	12,149	140
70 to 79	18	6,846	263
80+	6	2,968	202

Table 4. Describes [CDC community impact level](#) as of 12/12/2022, established to help determine which prevention actions are recommended based on healthcare system strain. Gallatin County is currently experiencing “Low” community impact, as depicted by the black circle on the table below. Data regarding community levels and local indicators are found at the CDC COVID Data Tracker [here](#). During periods of low impact, the CDC recommends staying up to date with COVID-19 vaccines and boosters, maintaining improved ventilation throughout indoor spaces when possible, and following CDC guidelines for isolation and quarantine, including testing if you are exposed or have symptoms. Individuals who are immunocompromised or at high risk for severe disease should have a plan for rapid testing if needed and talk to their healthcare provider about whether they are a candidate for treatments like oral antivirals or monoclonal antibodies.

New COVID-19 Cases Per 100,000 people in the past 7 days	Indicators	Low	Medium	High
<200	New COVID-19 admissions per 100,000 population (7-day total)	<10.0	10.0-19.9	≥ 20.0
	Percent of staffed inpatient beds occupied by COVID-19 patients (7-day average)	<10.0%	10.0-14.9%	$\geq 15.0\%$
≥ 200	New COVID-19 admissions per 100,000 population (7-day total)	NA	<10.0	≥ 10.0
	Percent of staffed inpatient beds occupied by COVID-19 patients (7-day average)	NA	<10.0%	$\geq 10.0\%$

Questions? Please Contact:

Gallatin City-County Communicable Disease Program
Hours: M-F 8:00AM-5:00PM: (406) 582-3100
After hours 24/7 line: (406) 582-2100 ext. 2, ask to page the Health Dept

www.healthygallatin.org
[Reportable Communicable Disease List](#)

Gallatin County Weekly Communicable Disease Report

Figure 1. Describes the number of hospitalized COVID-19 cases by vaccination status and CDC MMWR Week from March 28, 2021 to December 10, 2022.

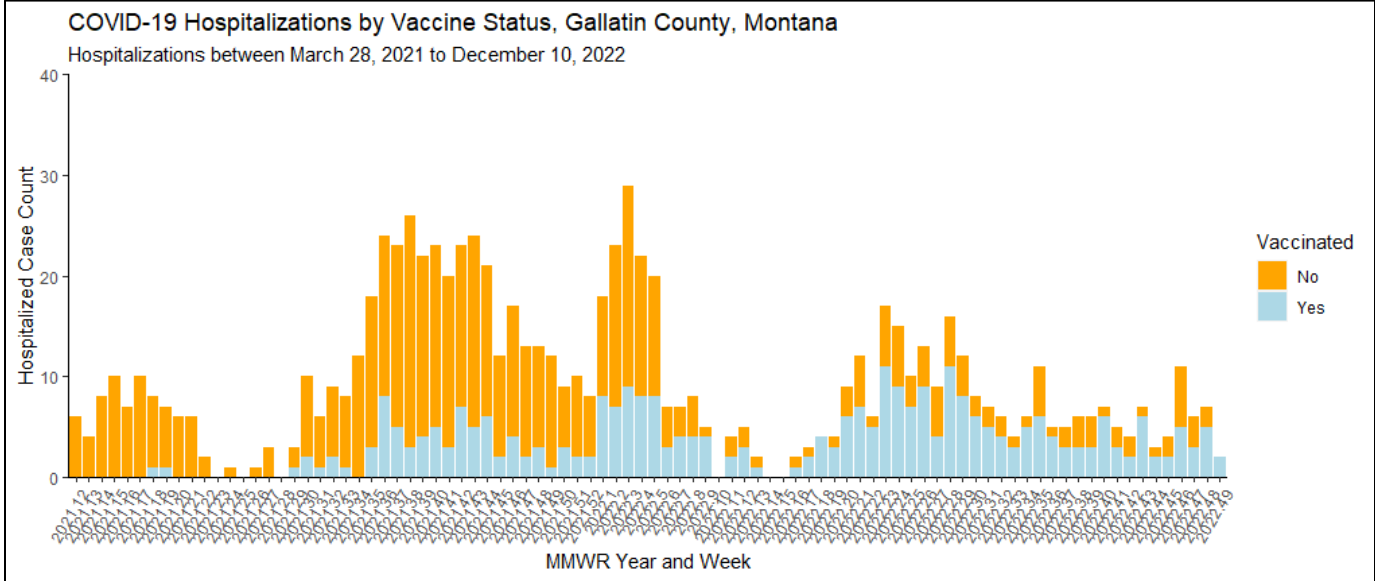
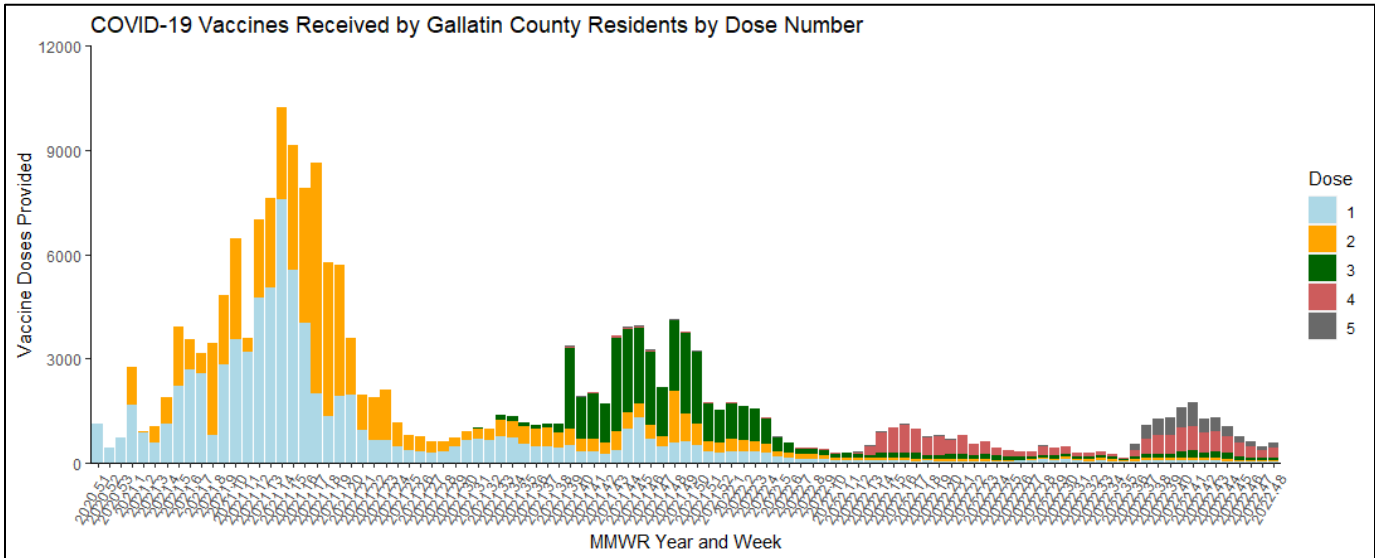


Figure 2. Describes COVID-19 vaccine doses received by Gallatin County residents by MMWR Year and Week as of December 3, 2022. Visit our [website](#) for a list of upcoming vaccine clinics.



If you are seeking data that is not included in the above report or our [dashboard](#), please submit a data request through HS@gallatin.mt.gov. The turnaround time depends on the complexity of the request and availability of our staff.

Questions? Please Contact:

Gallatin City-County Communicable Disease Program
 Hours: M-F 8:00AM-5:00PM: (406) 582-3100
 After hours 24/7 line: (406) 582-2100 ext. 2, ask to page the Health Dept
www.healthygallatin.org
[Reportable Communicable Disease List](#)