









Gallatin County Weekly Communicable Disease Report

This report provides a weekly snapshot of communicable disease activity in Gallatin County. Data are provisional and are expected to change as more information is received.

Table 1. Communicable diseases reported in Gallatin County* compared to statewide data during MMWR Week 50 (week ending 12/17/2022). *Not all cases were contracted in Gallatin County.

	Gallatin County			State of Montana	
	Total (2022 Year-to-Date)	MMWR Week 50	Six-Week Trend Line	Total (2022 Year-to-Date)	MMWR Week 50
General Communicable Diseases					
COVID-19*	16,740	119		126,559	1,200
Influenza (2022-2023 Season)					
Cases	1,456	226		6,287	1,815
Hospitalizations or Deaths	42	9		275	65
Enteric Diseases					
Shiga Toxin-Producing E. Coli (STEC)	10	1		114	3
Hepatitis					
Hepatitis C, Chronic	21	3		980	21
Sexually Transmitted Diseases					
Chlamydia	611	10		3,924	67
Gonorrhea	53	1		1,253	33
Other Conditions					
Animal Bites	235	4		Not Reported	

Data source: MTDPHHS Weekly Communicable Disease Epidemiology Report

*Expanded COVID-19 data is available on the next page, and updated weekly on our [dashboard](#)

Communicable Disease News:

Mpox* Update: As of 12/21/22, CDC and WHO are tracking 29,740 confirmed mpox/orthopoxvirus cases in all 50 US states/territories, including 20 deaths attributed to monkeypox/orthopoxvirus. **As of 12/21/22, there have been seven cases of mpox/orthopoxvirus reported in Montana.** DPHHS urges providers to be alert for patients who have rash illnesses consistent with monkeypox, regardless of whether they have travel or specific risk factors for monkeypox, and regardless of gender or sexual orientation. Healthcare providers in Montana should report suspect cases to your local health dept, who will notify the CDEpi Section at DPHHS. Information for [healthcare providers](#) is found on CDC’s website and there is a [new clinician FAQ resource](#). For local resources & information, such as our vaccine waitlist, visit the [Healthy Gallatin website](#).

- * “mpox” is a synonym for monkeypox. Both names will be used simultaneously for one year while “monkeypox” is phased out. For more information about the name change, see [WHO recommends new name for monkeypox disease](#).

Influenza: Influenza activity **increased** statewide during MMWR Week 50, with 1,815 new cases, 64 hospitalizations, and 1 death reported. Season-to-date, Montana has had 6,287 cases, 268 hospitalizations, and 7 deaths associated with influenza. Currently, Influenza A is the dominant influenza type circulating in Montana, seasonal subtypes H1N1 (n=110) and H3N2 (n=224) have both been detected.

- Cases and hospitalizations have increased rapidly over the past few weeks, and both measures are higher than reported in a single week nearly surpassed the highest weekly total in at least the last 10 flu seasons: this was reported as 1,822 cases during late February 2019.
- Influenza-like illness (ILI) in Montana decreased slightly from 4.49% to 5.51%. During week 50, RSV percent positivity increased to 20.50%.

Questions? Please Contact:

Gallatin City-County Communicable Disease Program
Hours: M-F 8:00AM-5:00PM: (406) 582-3100
After hours 24/7 line: (406) 582-2100 ext. 2, ask to page the Health Dept
www.healthygallatin.org
[Reportable Communicable Disease List](#)

Gallatin County Weekly Communicable Disease Report

Gallatin County COVID-19 Data

During MMWR Week 51 (week ending 12/24/22), 100 new COVID-19 cases were reported among Gallatin County residents. Among the newly reported cases, approximately 55% were confirmed breakthrough cases, defined as testing positive for SARS-CoV-2 ≥ 14 days after receiving a primary COVID-19 vaccine series. As of December 24, 2022, Gallatin County reports 12,555 cases of confirmed breakthrough disease, which includes 307 hospitalizations and 29 deaths.

Table 2. Summary of COVID-19 Activity among Gallatin County residents reported between 3/17/2020 to 12/24/2022.

	Total	MMWR Week 51	% Change from Previous Week
Reported Cases	40,862	100	-15.97%
Laboratory Tests	344,085	877	-13.17%
Hospitalizations	1,486	6	0%
Deaths	132	0	0%

Table 3. Describes the number of active cases per 100,000 Gallatin County residents among Vaccine Eligible Age Groups as of 12/26/2022.

Age Group	Number of Active Cases	Total Number of Residents	Active Cases per 100,000
0 to 4	11	5,906	186
5 to 11	7	9,138	77
12 to 17	6	7,616	79
18 to 29	31	28,995	107
30 to 39	30	17,388	173
40 to 49	21	14,113	149
50 to 59	16	11,667	137
60 to 69	23	12,149	189
70 to 79	21	6,846	307
80+	20	2,968	674

Table 4. Describes [CDC community impact level](#) as of 12/27/2022, established to help determine which prevention actions are recommended based on healthcare system strain. Gallatin County is currently experiencing “Low” community impact, as depicted by the black circle on the table below. Data regarding community levels and local indicators are found at the CDC COVID Data Tracker [here](#). During periods of low impact, the CDC recommends staying up to date with COVID-19 vaccines and boosters, maintaining improved ventilation throughout indoor spaces when possible, and following CDC guidelines for isolation and quarantine, including testing if you are exposed or have symptoms. Individuals who are immunocompromised or at high risk for severe disease should have a plan for rapid testing if needed and talk to their healthcare provider about whether they are a candidate for treatments like oral antivirals or monoclonal antibodies.

New COVID-19 Cases Per 100,000 people in the past 7 days	Indicators	Low	Medium	High
		<10.0	10.0-19.9	≥ 20.0
<200	New COVID-19 admissions per 100,000 population (7-day total)	<10.0	10.0-14.9%	$\geq 15.0\%$
	Percent of staffed inpatient beds occupied by COVID-19 patients (7-day average)	NA	<10.0	≥ 10.0
≥ 200	New COVID-19 admissions per 100,000 population (7-day total)	NA	<10.0%	$\geq 10.0\%$
	Percent of staffed inpatient beds occupied by COVID-19 patients (7-day average)	NA	<10.0%	$\geq 10.0\%$

Questions? Please Contact:

Gallatin City-County Communicable Disease Program
Hours: M-F 8:00AM-5:00PM: (406) 582-3100
After hours 24/7 line: (406) 582-2100 ext. 2, ask to page the Health Dept

www.healthygallatin.org
[Reportable Communicable Disease List](#)

Figure 1. Describes the number of hospitalized COVID-19 cases by vaccination status and CDC MMWR Week from March 28, 2021 to December 24, 2022.

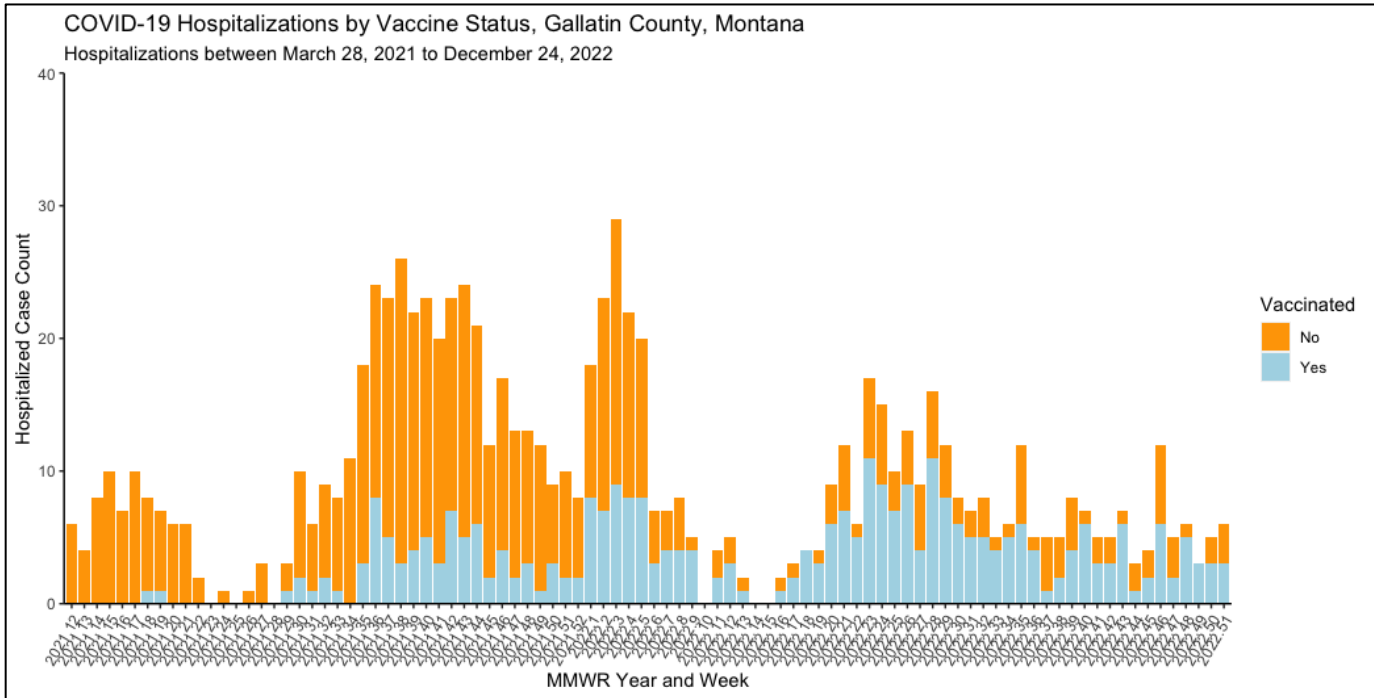
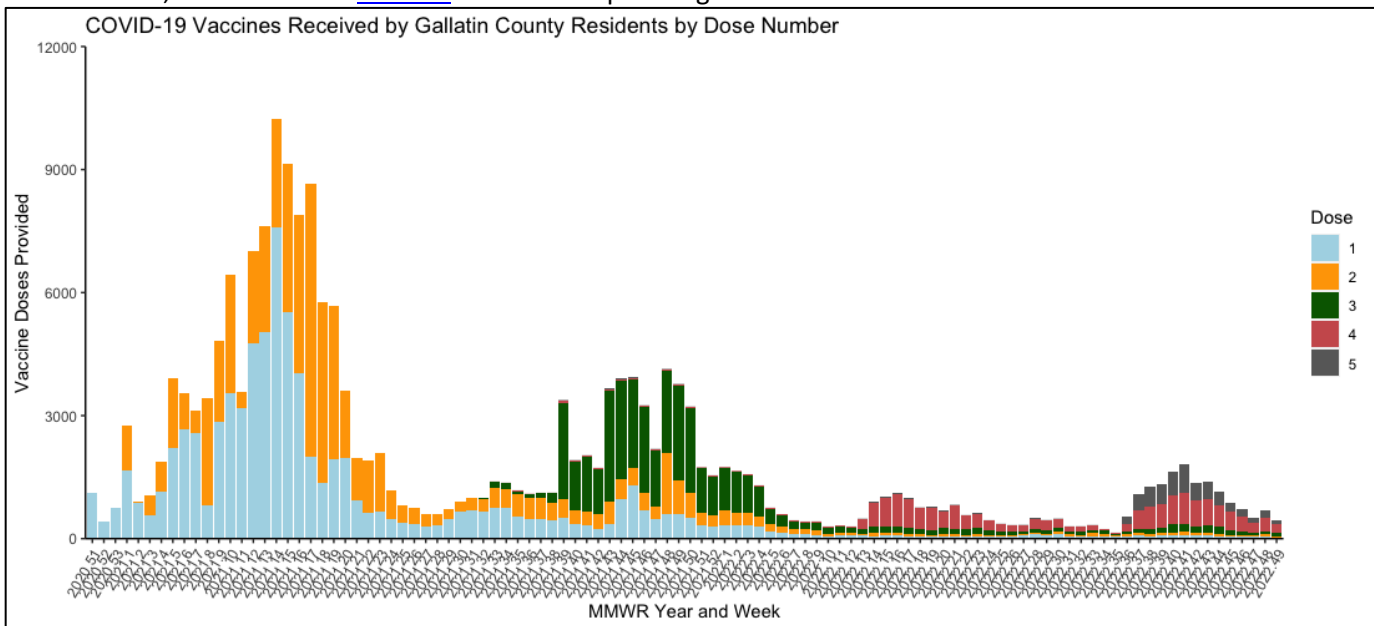


Figure 2. Describes COVID-19 vaccine doses received by Gallatin County residents by MMWR Year and Week as of December 10, 2022. Visit our [website](#) for a list of upcoming vaccine clinics.



If you are seeking data that is not included in the above report or our [dashboard](#), please submit a data request through HS@gallatin.mt.gov. The turnaround time depends on the complexity of the request and availability of our staff.

Questions? Please Contact:

Gallatin City-County Communicable Disease Program
 Hours: M-F 8:00AM-5:00PM: (406) 582-3100
 After hours 24/7 line: (406) 582-2100 ext. 2, ask to page the Health Dept
www.healthygallatin.org
[Reportable Communicable Disease List](#)