










This report provides a weekly snapshot of communicable disease activity in Gallatin County. Data are provisional and are expected to change as more information is received.

Table 1. Communicable diseases reported in Gallatin County* compared to statewide data during MMWR Week 3 (week ending 1/21/2023).

	Gallatin County			State of Montana	
	Total (2023 Year-to-Date)	MMWR Week 3	Six-Week Trend Line	Total (2023 Year-to-Date)	MMWR Week 3
General Communicable Diseases					
COVID-19**	238	73		1,953	528
Latent TB Infection (LTBI)	2	1		6	3
Influenza (2022-2023 Season)					
Cases	1,968	49		9,992	260
Hospitalizations or Deaths	56	3		525	15
Enteric Diseases					
Cryptosporidiosis	1	1		3	2
Sexually Transmitted Diseases					
Chlamydia	24	6		182	66
Gonorrhea	3	1		71	60
Syphilis, Latent	2	2		11	6
Other Conditions					
Animal Bites	12	1		Not Reported	

Data source: MTDPHHS Weekly Communicable Disease Epidemiology Report

*Not all cases were contracted in Gallatin County

**Expanded COVID-19 data is available on the next page, and updated weekly on our [dashboard](#)

Communicable Disease News:

- Mpox* Update:** As of 1/25/23, CDC and WHO are tracking 30,09. confirmed mpox/orthopoxvirus cases in all 50 US states/territories, including 26 deaths attributed to monkeypox/orthopoxvirus. **As of 1/25/23, there have been seven cases of mpox/orthopoxvirus reported in Montana.** DPHHS urges providers to be alert for patients who have rash illnesses consistent with monkeypox, regardless of whether they have travel or specific risk factors for monkeypox, and regardless of gender or sexual orientation. Healthcare providers in Montana should report suspect cases to your local health dept, who will notify the CDEpi Section at DPHHS. Information for [healthcare providers](#) is found on CDC’s website and there is a [new clinician FAQ resource](#). For local resources & information, such as our vaccine waitlist, visit the [Healthy Gallatin website](#).

 - * “mpox” is a synonym for monkeypox. Both names will be used simultaneously for one year while “monkeypox” is phased out. For more information about the name change, see [WHO recommends new name for monkeypox disease](#).
 - In August 2022, the Department of Health and Human Services (HHS) declared a Public Health Emergency in order to strengthen and accelerate the public health response to the mpox outbreak. Due to the low numbers of cases after peaking in late summer, HHS does not expect to renew the emergency declaration that ends January 31, 2023. Monitoring of cases and trends as well as providing free mpox vaccine will continue across the US after the declaration ends.
- Influenza:** Influenza activity **decreased** statewide from January 15th – 21st, 2023, with 260 new cases and 15 hospitalizations reported. Season to date, 9,992 cases, 512 hospitalizations, and 13 deaths have been associated with influenza. Influenza A is currently the dominant influenza type circulating in Montana – seasonal subtypes H1N1 (n=163) and H3N2 (n=354) have both been detected.

 - Influenza-like illness (ILI) reported in Montana for Week 3 decreased from 2.14% to 1.68%.
 - During week 3, RSV percent positivity decreased to 12.53%.

Questions? Please Contact:

Gallatin City-County Communicable Disease Program
Hours: M-F 8:00AM-5:00PM: (406) 582-3100
After hours 24/7 line: (406) 582-2100 ext. 2, ask to page the Health Dept
www.healthygallatin.org
[Reportable Communicable Disease List](#)

Gallatin County Weekly Communicable Disease Report

Gallatin County COVID-19 Data

During MMWR Week 4 (week ending 1/28/23), 73 new COVID-19 cases were reported among Gallatin County residents. Among the newly reported cases, approximately 58% were confirmed breakthrough cases, defined as testing positive for SARS-CoV-2 ≥14 days after receiving a primary COVID-19 vaccine series. As of January 28, 2023 Gallatin County reports 12,812 cases of confirmed breakthrough disease, which includes 329 hospitalizations and 29 deaths.

Table 2. Summary of COVID-19 Activity among Gallatin County residents reported between 3/17/2020 to 1/28/2023.

	Total	MMWR Week 4	% Change from Previous Week
Reported Cases	41,254	73	-1.35%
Laboratory Tests	347,810	649	-9.36%
Hospitalizations	1,512	3	0%
Deaths	133	0	0%

Table 3. Describes the number of active cases per 100,000 Gallatin County residents among Vaccine Eligible Age Groups as of 1/29/2023.

Age Group	Number of Active Cases	Total Number of Residents	Active Cases per 100,000
0 to 4	5	5,906	85
5 to 11	9	9,138	99
12 to 17	5	7,616	66
18 to 29	27	28,995	93
30 to 39	15	17,388	86
40 to 49	12	14,113	85
50 to 59	11	11,667	94
60 to 69	18	12,149	148
70 to 79	13	6,846	190
80+	6	2,968	202

Table 4. Describes [CDC community impact level](#) as of 1/30/2023, established to help determine which prevention actions are recommended based on healthcare system strain. Gallatin County is currently experiencing “Low” community impact, as depicted by the black circle on the table below. Data regarding community levels and local indicators are found at the CDC COVID Data Tracker [here](#). During periods of low impact, the CDC recommends staying up to date with COVID-19 vaccines and boosters, maintaining improved ventilation throughout indoor spaces when possible, and following CDC guidelines for isolation and quarantine, including testing if you are exposed or have symptoms. Individuals who are immunocompromised or at high risk for severe disease should have a plan for rapid testing if needed and talk to their healthcare provider about whether they are a candidate for treatments like oral antivirals or monoclonal antibodies.

New COVID-19 Cases Per 100,000 people in the past 7 days	Indicators	Low	Medium	High
<200	New COVID-19 admissions per 100,000 population (7-day total)	<10.0	10.0-19.9	≥20.0
	Percent of staffed inpatient beds occupied by COVID-19 patients (7-day average)	<10.0%	10.0-14.9%	≥15.0%
≥200	New COVID-19 admissions per 100,000 population (7-day total)	NA	<10.0	≥10.0
	Percent of staffed inpatient beds occupied by COVID-19 patients (7-day average)	NA	<10.0%	≥10.0%

Questions? Please Contact:

Gallatin City-County Communicable Disease Program
Hours: M-F 8:00AM-5:00PM: (406) 582-3100
After hours 24/7 line: (406) 582-2100 ext. 2, ask to page the Health Dept

www.healthygallatin.org
[Reportable Communicable Disease List](#)

Figure 1. Describes the number of hospitalized COVID-19 cases by breakthrough status and CDC MMWR Week from March 28, 2021 to January 28, 2023. A breakthrough case is defined as testing positive for SARS-CoV-2 ≥ 14 days after receiving a primary COVID-19 vaccine series.

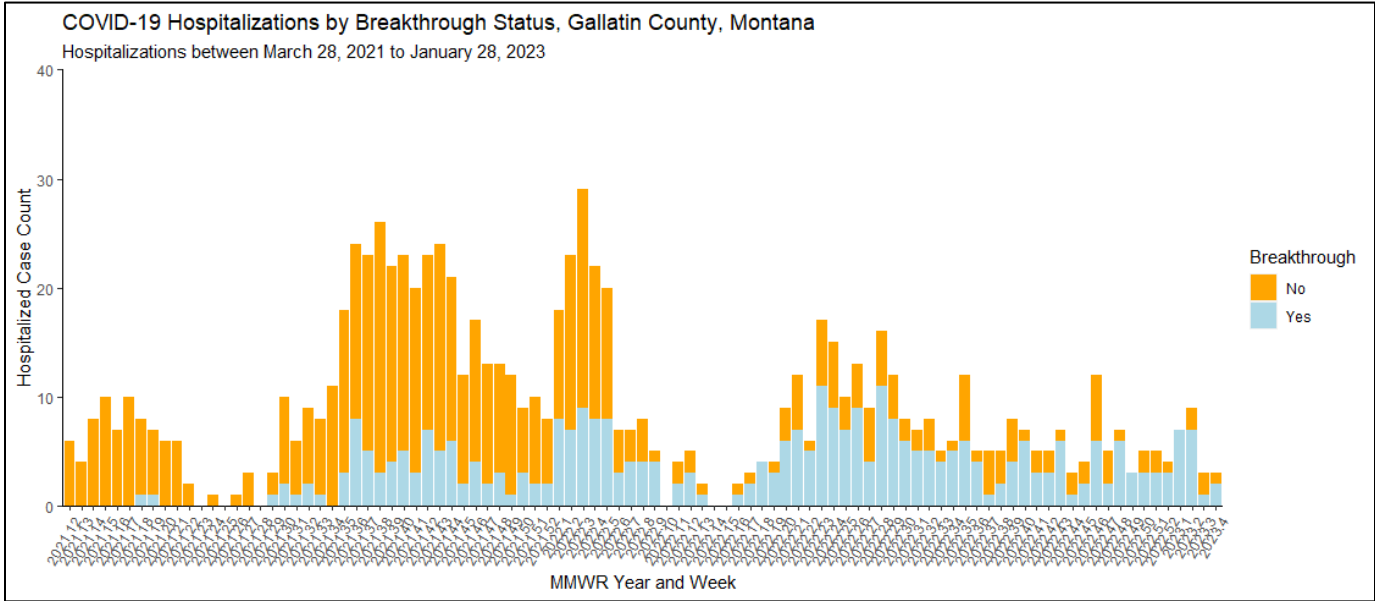
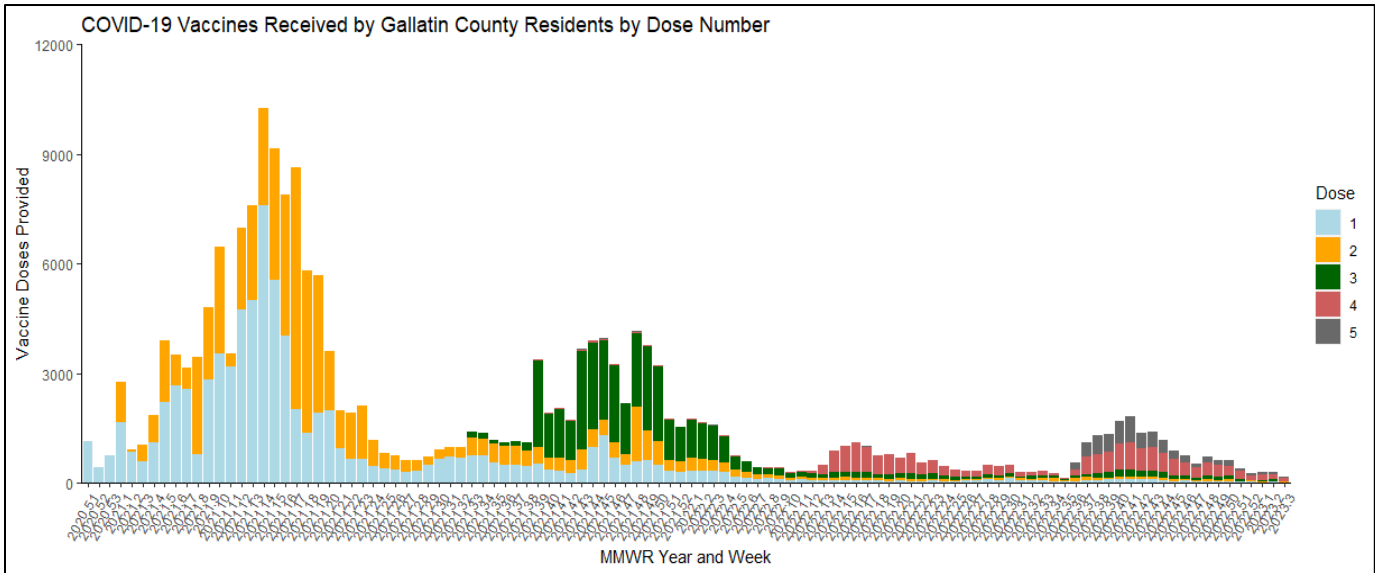


Figure 2. Describes COVID-19 vaccine doses received by Gallatin County residents by MMWR Year and Week as of January 21, 2023. Visit our [website](#) for a list of upcoming vaccine clinics.



If you are seeking data that is not included in the above report or our [dashboard](#), please submit a data request through HS@gallatin.mt.gov. The turnaround time depends on the complexity of the request and availability of our staff.

Questions? Please Contact:

Gallatin City-County Communicable Disease Program
Hours: M-F 8:00AM-5:00PM: (406) 582-3100
After hours 24/7 line: (406) 582-2100 ext. 2, ask to page the Health Dept
www.healthygallatin.org
[Reportable Communicable Disease List](#)