










This report provides a weekly snapshot of communicable disease activity in Gallatin County. Data are provisional and are expected to change as more information is received.

**Table 1.** Communicable diseases reported in Gallatin County\* compared to statewide data during MMWR Week 6 (week ending 2/11/2023).

	Gallatin County			State of Montana	
	Total (2023 Year-to-Date)	MMWR Week 6	Six-Week Trend Line	Total (2023 Year-to-Date)	MMWR Week 6
<b>General Communicable Diseases</b>					
COVID-19**	557	131		4,011	757
<b>Influenza (2022-2023 Season)</b>					
Cases	2,029	12		10,421	129
Hospitalizations or Deaths	58	0		546	3
<b>Hepatitis</b>					
Hepatitis B, Acute	1	1		3	1
Hepatitis C, Chronic	1	1		93	12
<b>Sexually Transmitted Diseases</b>					
Chlamydia	44	7		411	78
Gonorrhea	5	1		124	18
Syphilis, Latent	4	1		39	9
<b>Other Conditions</b>					
Animal Bites	20	2		Not Reported	

*Data source: MTDPHHS Weekly Communicable Disease Epidemiology Report*

\*Not all cases were contracted in Gallatin County

\*\*Expanded COVID-19 data is available on the next page, and updated weekly on our [dashboard](#)

### Communicable Disease News:

- **COVID-19 Update:** On January 30, 2023, President Biden announced the COVID-19 public health emergency will end on May 11, 2023. Read the full declaration [here](#).
- **Syphilis is increasing in Montana:** The total number of reported syphilis cases in Montana began increasing in 2017. In 2022, provisional data showed that 617 total cases of syphilis were reported. The last year Montana had greater than 600 total reported cases of syphilis was 1948. Read the [full report](#) for additional information.
- **Gastrointestinal Illnesses:** During MMWR week 6 in 2023 (February 5 – February 11) GI-related illnesses accounted for 17.4% (1187 out of 6834) of all ED visits in Montana, which is 0.9% greater than the previous week. During the same MMWR week in 2022, 16.3% (1064 out of 6532) of all ED visits were related to GI symptoms. The percentage of ED visits related to GI symptoms during the past five weeks of 2021/22 is not statistically significantly different from the percentage in 2022/23. The preliminary rate for MMWR week 7 in 2023 (February 12 – February 18) is 15.7% (720 out of 4576).
- **Influenza:** Influenza activity **increased slightly** statewide from February 5<sup>th</sup> – February 11<sup>th</sup>, 2023, with 129 new cases and 3 hospitalizations reported. Season to date, 10,421 cases, 530 hospitalizations, and 16 deaths have been associated with influenza. Influenza A is currently the dominant influenza type circulating in Montana – seasonal subtypes H1N1 (n=177) and H3N2 (n=372) have both been detected.
  - Influenza-like illness (ILI) reported in Montana for Week 6 increased from 1.51% to 1.73%.
  - During week 6, RSV percent positivity decreased to 7.36%.

**Questions? Please Contact:**

Gallatin City-County Communicable Disease Program  
Hours: M-F 8:00AM-5:00PM: (406) 582-3100  
After hours 24/7 line: (406) 582-2100 ext. 2, ask to page the Health Dept  
[www.healthygallatin.org](http://www.healthygallatin.org)  
[Reportable Communicable Disease List](#)

# Gallatin County Weekly Communicable Disease Report

### Gallatin County COVID-19 Data

During MMWR Week 7 (week ending 2/18/23), 133 new COVID-19 cases were reported among Gallatin County residents. Among the newly reported cases, approximately 45% were confirmed breakthrough cases, defined as testing positive for SARS-CoV-2  $\geq 14$  days after receiving a primary COVID-19 vaccine series. As of February 18, 2023 Gallatin County reports 13,011 cases of confirmed breakthrough disease, which includes 341 hospitalizations and 29 deaths.

**Table 2.** Summary of COVID-19 Activity among Gallatin County residents reported between 3/17/2020 to 2/18/2023.

	Total	MMWR Week 7	% Change from Previous Week
Reported Cases	41,625	133	+1.53%
Laboratory Tests	350,016	739	-7.63%
Hospitalizations	1,535	6	-33.33%
Deaths	133	0	0%

**Table 3.** Describes the number of active cases per 100,000 Gallatin County residents among Vaccine Eligible Age Groups as of 2/20/2023.

Age Group	Number of Active Cases	Total Number of Residents	Active Cases per 100,000
0 to 4	5	5,906	85
5 to 11	4	9,138	44
12 to 17	5	7,616	66
18 to 29	37	28,995	128
30 to 39	19	17,388	109
40 to 49	16	14,113	113
50 to 50	13	11,667	111
60 to 69	10	12,149	82
70 to 79	22	6,846	321
80+	26	2,968	876

**Table 4.** Describes [CDC community impact level](#) as of 2/21/2023, established to help determine which prevention actions are recommended based on healthcare system strain. Gallatin County is currently experiencing “Low” community impact, as depicted by the black circle on the table below. Data regarding community levels and local indicators are found at the CDC COVID Data Tracker [here](#). During periods of low impact, the CDC recommends staying up to date with COVID-19 vaccines and boosters, maintaining improved ventilation throughout indoor spaces when possible, and following CDC guidelines for isolation and quarantine, including testing if you are exposed or have symptoms. Individuals who are immunocompromised or at high risk for severe disease should have a plan for rapid testing if needed and talk to their healthcare provider about whether they are a candidate for treatments like oral antivirals or monoclonal antibodies.

New COVID-19 Cases Per 100,000 people in the past 7 days	Indicators	Low	Medium	High
<200	New COVID-19 admissions per 100,000 population (7-day total)	<10.0	10.0-19.9	$\geq 20.0$
	Percent of staffed inpatient beds occupied by COVID-19 patients (7-day average)	<10.0%	10.0-14.9%	$\geq 15.0\%$
$\geq 200$	New COVID-19 admissions per 100,000 population (7-day total)	NA	<10.0	$\geq 10.0$
	Percent of staffed inpatient beds occupied by COVID-19 patients (7-day average)	NA	<10.0%	$\geq 10.0\%$

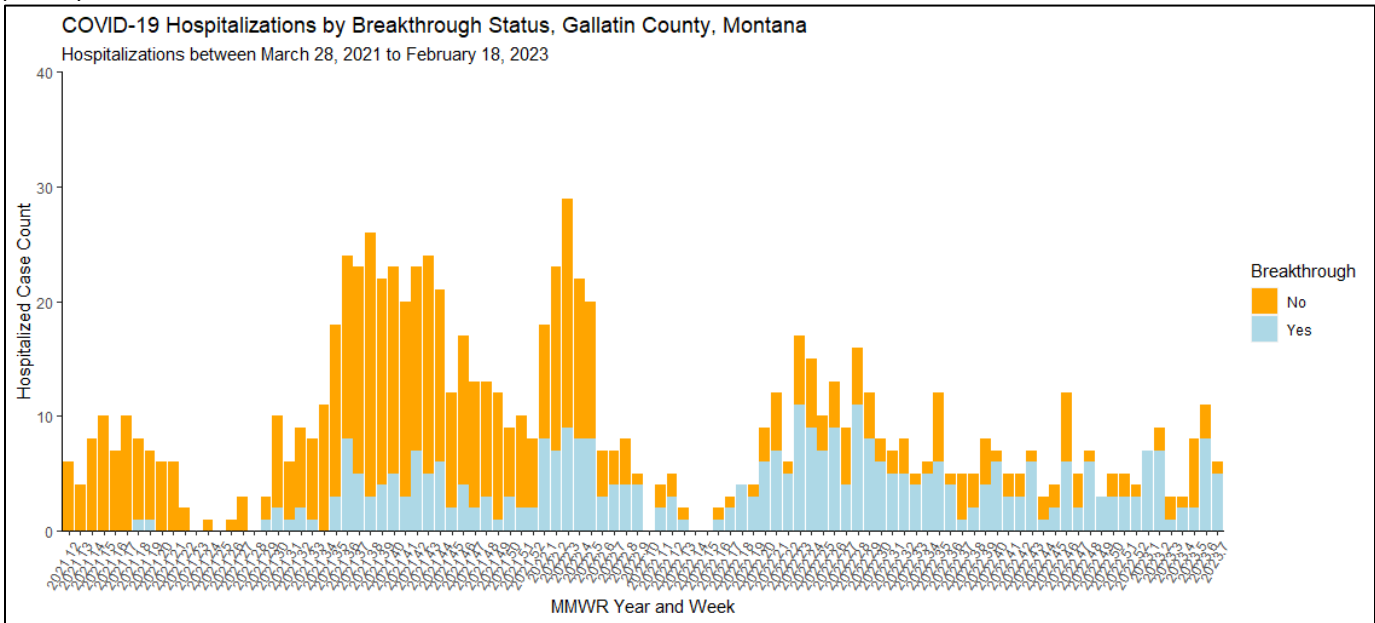
**Questions? Please Contact:**

Gallatin City-County Communicable Disease Program  
Hours: M-F 8:00AM-5:00PM: (406) 582-3100  
After hours 24/7 line: (406) 582-2100 ext. 2, ask to page the Health Dept

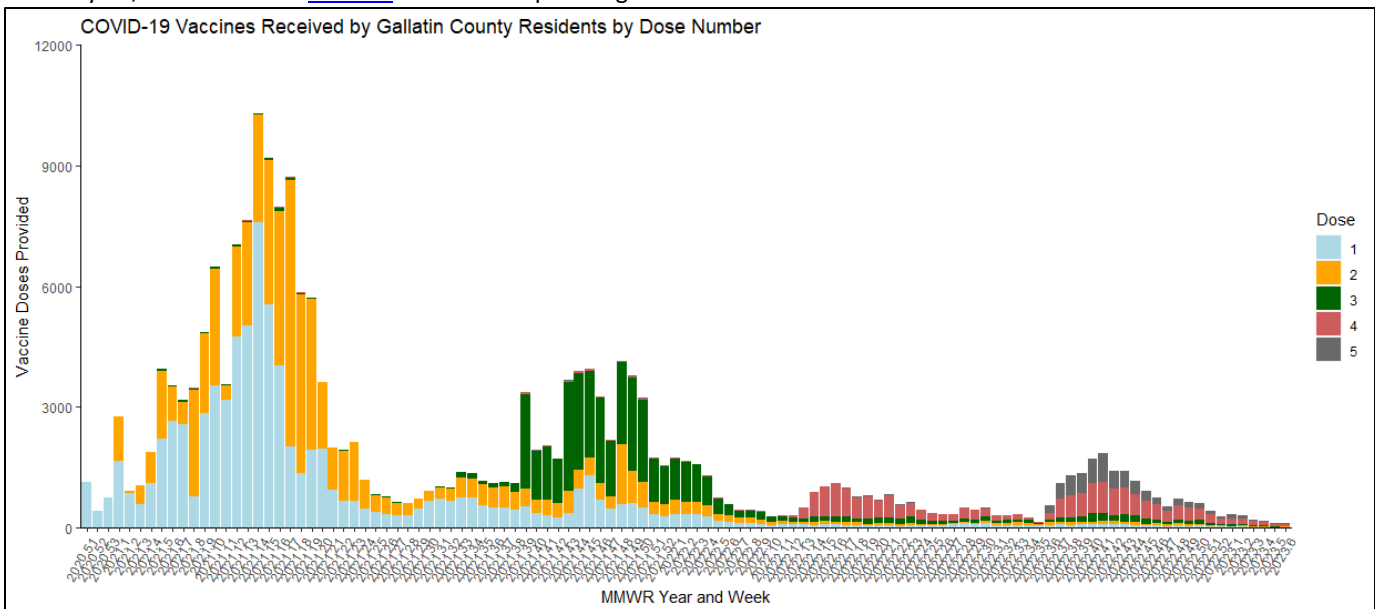
[www.healthygallatin.org](http://www.healthygallatin.org)  
[Reportable Communicable Disease List](#)

# Gallatin County Weekly Communicable Disease Report

**Figure 1.** Describes the number of hospitalized COVID-19 cases by breakthrough status and CDC MMWR Week from March 28, 2021 to February 18, 2023. A breakthrough case is defined as testing positive for SARS-CoV-2  $\geq 14$  days after receiving a primary COVID-19 vaccine series.



**Figure 2.** Describes COVID-19 vaccine doses received by Gallatin County residents by MMWR Year and Week as of February 11, 2023. Visit our [website](#) for a list of upcoming vaccine clinics.



If you are seeking data that is not included in the above report or our [dashboard](#), please submit a data request through [HS@gallatin.mt.gov](mailto:HS@gallatin.mt.gov). The turnaround time depends on the complexity of the request and availability of our staff.

**Questions? Please Contact:**

Gallatin City-County Communicable Disease Program  
 Hours: M-F 8:00AM-5:00PM: (406) 582-3100  
 After hours 24/7 line: (406) 582-2100 ext. 2, ask to page the Health Dept  
[www.healthygallatin.org](http://www.healthygallatin.org)  
[Reportable Communicable Disease List](#)