












Gallatin County Weekly Communicable Disease Report

This report provides a weekly snapshot of communicable disease activity in Gallatin County. Data are provisional and are expected to change as more information is received.

Table 1. Communicable diseases reported in Gallatin County* compared to statewide data during MMWR Week 10 (week ending 3/11/2023).

	Gallatin County			State of Montana	
	Total (2023 Year-to-Date)	MMWR Week 10	Six-Week Trend Line	Total (2023 Year-to-Date)	MMWR Week 10
General Communicable Diseases					
COVID-19**	967	67		6,976	641
Elevated Blood Lead	2	2		29	4
Influenza (2022-2023 Season)					
Cases	2,063	7		10,705	54
Hospitalizations or Deaths	60	0		562	2
Enteric Diseases					
Cryptosporidiosis	5	2		13	4
Giardiasis	6	4		12	5
Sexually Transmitted Diseases					
Chlamydia	107	15		726	72
Gonorrhea	12	3		201	19
Syphilis, Latent	5	1		76	4
Zoonotic Diseases					
Rabies, PEP	1	1		20	2
Other Conditions					
Animal Bites	31	1		Not Reported	

Data source: MTDPHHS Weekly Communicable Disease Epidemiology Report

*Not all cases were contracted in Gallatin County

**Expanded COVID-19 data is available on the next page, and updated weekly on our [dashboard](#)

Communicable Disease News:

- **COVID-19 Update:** On January 30, 2023, President Biden announced the COVID-19 public health emergency will end on May 11, 2023. Read the full declaration [here](#).
- Additional summary of diseases reported in the state of Montana for MMWR Week 10:
 - **Enteric Diseases:** Campylobacteriosis (7), Salmonellosis (3), Shiga toxin-producing *Escherichia coli* (STEC) (1), Vibriosis (1)
 - **General Communicable Diseases:** Latent TB infection (LTBI) (3)
 - **Hepatitis:** Hepatitis B, chronic (2), Hepatitis C, acute (3), Hepatitis C, chronic (14)
 - **STD/HIV:** Syphilis, primary or secondary (11)
 - **VPDs:** *Streptococcus pneumoniae*, invasive (3), Varicella (chickenpox) (1)
- **Influenza:** Influenza activity **remained low** statewide from March 5th – March 11th, 2023, with 54 new cases and 2 hospitalizations reported. Season to date, 10,705 cases, 543 hospitalizations, and 19 deaths have been associated with influenza. Influenza A is currently the dominant influenza type circulating in Montana – seasonal subtypes H1N1 (n=191) and H3N2 (n=382) have both been detected.
 - Influenza-like illness (ILI) reported in Montana for Week 10 **increased** from 1.28% to 1.89%.
 - During week 109, RSV percent positivity **decreased** to 1.42%. Two consecutive weeks of below-threshold circulation indicates that the **2022-2023 RSV season has offset**.

Questions? Please Contact:

Gallatin City-County Communicable Disease Program
Hours: M-F 8:00AM-5:00PM: (406) 582-3100
After hours 24/7 line: (406) 582-2100 ext. 2, ask to page the Health Dept
www.healthygallatin.org
[Reportable Communicable Disease List](#)

Gallatin County Weekly Communicable Disease Report

Gallatin County COVID-19 Data

During MMWR Week 11 (week ending 3/18/23), 50 new COVID-19 cases were reported among Gallatin County residents. Among the newly reported cases, approximately 44% were confirmed breakthrough cases, defined as testing positive for SARS-CoV-2 ≥ 14 days after receiving a primary COVID-19 vaccine series. As of March 18, 2023 Gallatin County reports 13,199 cases of confirmed breakthrough disease, which includes 357 hospitalizations and 30 deaths.

Table 2. Summary of COVID-19 Activity among Gallatin County residents reported between 3/17/2020 to 3/18/2023.

	Total	MMWR Week 11	% Change from Previous Week
Reported Cases	41,960	50	-25.37%
Laboratory Tests	352,672	551	-16.39%
Hospitalizations	1,560	6	+50.00%
Deaths	134	0	-100.00%

Table 3. Describes the number of active cases per 100,000 Gallatin County residents among Vaccine Eligible Age Groups as of 3/19/2023.

Age Group	Number of Active Cases	Total Number of Residents	Active Cases per 100,000
0 to 4	4	5,906	68
5 to 11	3	9,138	33
12 to 17	6	7,616	79
18 to 29	12	28,995	41
30 to 39	11	17,388	63
40 to 49	9	14,113	64
50 to 50	5	11,667	43
60 to 69	11	12,149	91
70 to 79	13	6,846	190
80+	10	2,968	337

Table 4. Describes [CDC community impact level](#) as of 3/20/2023, established to help determine which prevention actions are recommended based on healthcare system strain. Gallatin County is currently experiencing “Low” community impact, as depicted by the black circle on the table below. Data regarding community levels and local indicators are found at the CDC COVID Data Tracker [here](#). During periods of low impact, the CDC recommends staying up to date with COVID-19 vaccines and boosters, maintaining improved ventilation throughout indoor spaces when possible, and following CDC guidelines for isolation and quarantine, including testing if you are exposed or have symptoms. Individuals who are immunocompromised or at high risk for severe disease should have a plan for rapid testing if needed and talk to their healthcare provider about whether they are a candidate for treatments like oral antivirals or monoclonal antibodies.

New COVID-19 Cases Per 100,000 people in the past 7 days	Indicators	Low	Medium	High
		<200	New COVID-19 admissions per 100,000 population (7-day total) Percent of staffed inpatient beds occupied by COVID-19 patients (7-day average)	<10.0 <10.0%
≥ 200	New COVID-19 admissions per 100,000 population (7-day total) Percent of staffed inpatient beds occupied by COVID-19 patients (7-day average)	NA NA	<10.0 <10.0%	≥ 10.0 $\geq 10.0\%$

Questions? Please Contact:

Gallatin City-County Communicable Disease Program
Hours: M-F 8:00AM-5:00PM: (406) 582-3100
After hours 24/7 line: (406) 582-2100 ext. 2, ask to page the Health Dept

www.healthygallatin.org
[Reportable Communicable Disease List](#)

Figure 1. Describes the number of hospitalized COVID-19 cases by breakthrough status and CDC MMWR Week from March 28, 2021 to March 18, 2023. A breakthrough case is defined as testing positive for SARS-CoV-2 ≥ 14 days after receiving a primary COVID-19 vaccine series.

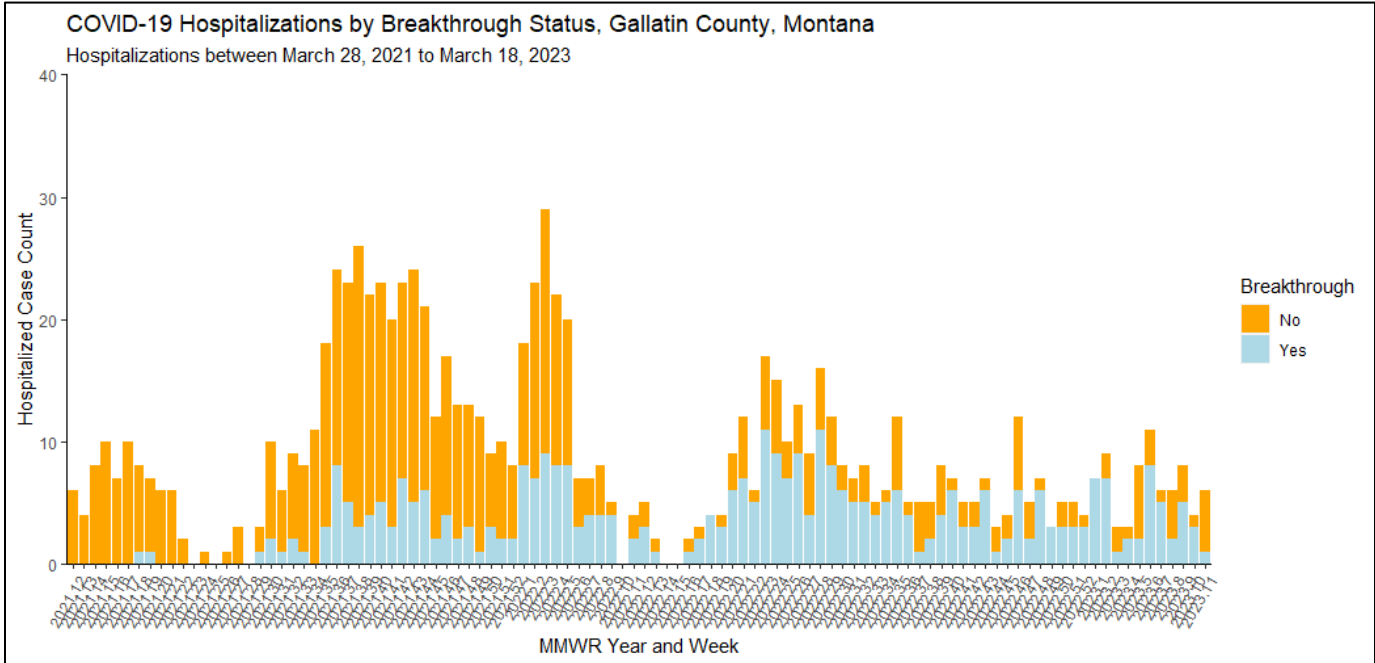
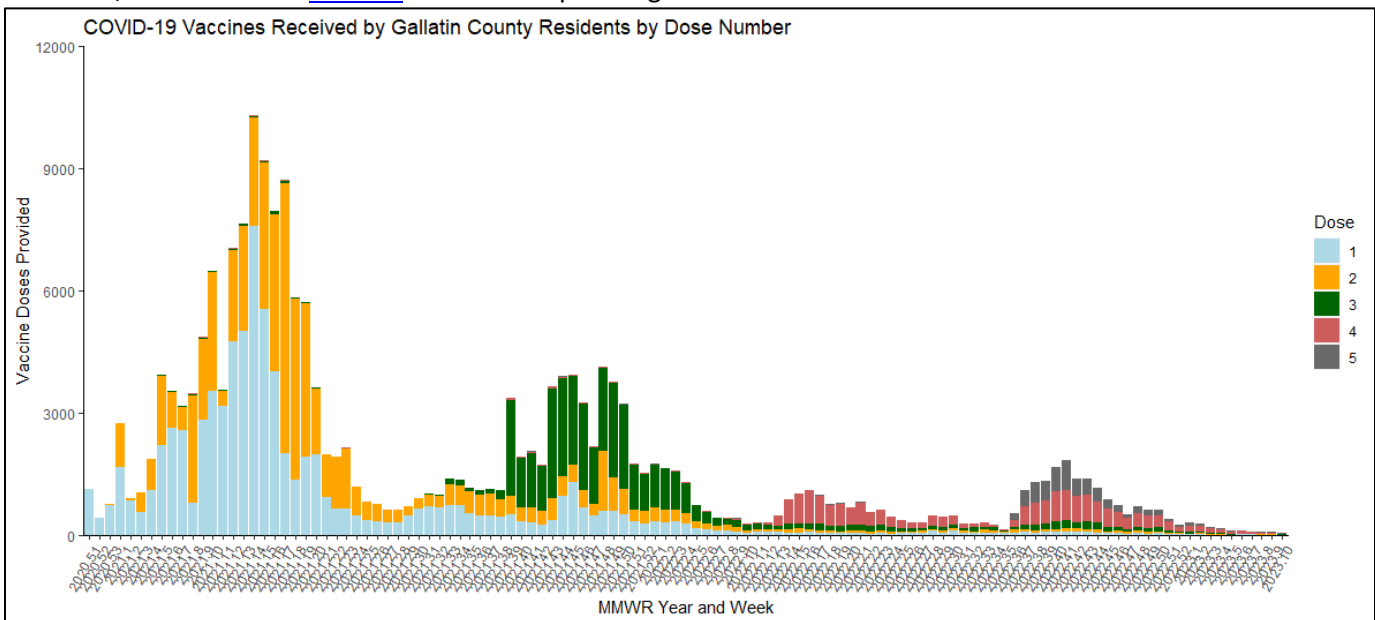


Figure 2. Describes COVID-19 vaccine doses received by Gallatin County residents by MMWR Year and Week as of March 11, 2023. Visit our [website](#) for a list of upcoming vaccine clinics.



If you are seeking data that is not included in the above report or our [dashboard](#), please submit a data request through HS@gallatin.mt.gov. The turnaround time depends on the complexity of the request and availability of our staff.

Questions? Please Contact:

Gallatin City-County Communicable Disease Program
Hours: M-F 8:00AM-5:00PM: (406) 582-3100
After hours 24/7 line: (406) 582-2100 ext. 2, ask to page the Health Dept
www.healthygallatin.org
[Reportable Communicable Disease List](#)