











# Gallatin County Weekly Communicable Disease Report

This report provides a weekly snapshot of communicable disease activity in Gallatin County. Data are provisional and are expected to change as more information is received.

**Table 1.** Communicable diseases reported in Gallatin County\* compared to statewide data during MMWR Week 14 (week ending 4/8/2023).

	Gallatin County			State of Montana	
	Total (2023 Year-to-Date)	MMWR Week 14	Six-Week Trend Line	Total (2023 Year-to-Date)	MMWR Week 14
<b>General Communicable Diseases</b>					
COVID-19	1,176	50		9,404	472
Elevated Blood Lead	4	1		38	2
Latent TB Infection (LTBI)	13	1		73	1
<b>Influenza (2022-2023 Season)</b>					
Cases	2,094	13		10,829	28
Hospitalizations or Deaths	60	0		567	1
<b>Enteric Diseases</b>					
Giardiasis	7	1		20	3
<b>Sexually Transmitted Diseases</b>					
Chlamydia	149	11		994	70
Gonorrhea	22	5		273	14
<b>Vector-Borne Diseases</b>					
Malaria**	2	2		2	2
<b>Other Conditions</b>					
Animal Bites	50	2		Not Reported	

Data source: MTDPHHS Weekly Communicable Disease Epidemiology Report

\*Not all cases were contracted in Gallatin County

\*\*Infections were acquired outside of Montana

### Communicable Disease News:

- **COVID-19 Update:** On January 30, 2023, President Biden announced the COVID-19 public health emergency will end on May 11, 2023. Read the full declaration [here](#).
- Additional summary of diseases reported in the state of Montana for MMWR Week 14:
  - **Enteric Diseases:** Campylobacteriosis (6), Cryptosporidiosis (1), Salmonellosis (4), Shiga toxin-producing Escherichia coli (STEC) (2)
  - **General Communicable Diseases:** Coccidioidomycosis (1)
  - **Hepatitis:** Hepatitis B, acute (1), Hepatitis C, acute (1), Hepatitis C, chronic (33)
  - **STD/HIV:** Syphilis, primary or secondary (5), Syphilis, latent (8)
  - **VPDs:** *Streptococcus pneumoniae*, invasive (3), Varicella (chickenpox) (2)
- **Influenza:** Influenza activity is **sporadic, but remained low** statewide from April 2<sup>nd</sup> - April 8<sup>th</sup>, 2023, with 28 new cases, 1 hospitalization, and no deaths reported. Season to date, 10,829 cases, 547 hospitalizations, and 20 deaths have been associated with influenza. Influenza A is currently the dominant influenza type circulating in Montana – seasonal subtypes H1N1 (n=196) and H3N2 (n=382) have both been detected.
  - Influenza-like illness (ILI) reported in Montana for Week 14 **decreased** from 1.66% to 1.48%.
  - During week 14, RSV percent positivity **increased slightly** to 1.17%. Due to two consecutive weeks of RSV activity below 3% positivity, the 2022-2023 RSV season was declared over in Montana on March 11, 2023.

**Questions? Please Contact:**

Gallatin City-County Communicable Disease Program  
Hours: M-F 8:00AM-5:00PM: (406) 582-3100  
After hours 24/7 line: (406) 582-2100 ext. 2, ask to page the Health Dept  
[www.healthygallatin.org](http://www.healthygallatin.org)  
[Reportable Communicable Disease List](#)

# Gallatin County Weekly Communicable Disease Report

### Gallatin County COVID-19 Data

During MMWR Week 15 (week ending 4/15/23), 34 new COVID-19 cases were reported among Gallatin County residents. Among the newly reported cases, approximately 57% were confirmed breakthrough cases, defined as testing positive for SARS-CoV-2  $\geq 14$  days after receiving a primary COVID-19 vaccine series. As of April 8, 2023 Gallatin County reports 13,296 cases of confirmed breakthrough disease, which includes 363 hospitalizations and 30 deaths.

**Table 2.** Summary of COVID-19 Activity among Gallatin County residents reported between 3/17/2020 to 4/15/2023.

	Total	MMWR Week 15	% Change from Previous Week
Reported Cases	42,154	34	-32.00%
Laboratory Tests	354,980	532	-9.83%
Hospitalizations	1,576	3	-40.00%
Deaths	134	0	0.00%

**Table 3.** Describes the number of active cases per 100,000 Gallatin County residents among Vaccine Eligible Age Groups as of 4/16/2023.

Age Group	Number of Active Cases	Total Number of Residents	Active Cases per 100,000
0 to 4	3	5,906	51
5 to 11	1	9,138	11
12 to 17	0	7,616	0
18 to 29	8	28,995	28
30 to 39	4	17,388	23
40 to 49	4	14,113	28
50 to 59	5	11,667	43
60 to 69	7	12,149	58
70 to 79	12	6,846	175
80+	9	2,968	303

**Table 4.** Describes [CDC community impact level](#) as of 4/17/2023, established to help determine which prevention actions are recommended based on healthcare system strain. Gallatin County is currently experiencing “Low” community impact, as depicted by the black circle on the table below. Data regarding community levels and local indicators are found at the CDC COVID Data Tracker [here](#). During periods of low impact, the CDC recommends staying up to date with COVID-19 vaccines and boosters, maintaining improved ventilation throughout indoor spaces when possible, and following CDC guidelines for isolation and quarantine, including testing if you are exposed or have symptoms. Individuals who are immunocompromised or at high risk for severe disease should have a plan for rapid testing if needed and talk to their healthcare provider about whether they are a candidate for treatments like oral antivirals or monoclonal antibodies.

New COVID-19 Cases Per 100,000 people in the past 7 days	Indicators	Low	Medium	High
		<200	New COVID-19 admissions per 100,000 population (7-day total) Percent of staffed inpatient beds occupied by COVID-19 patients (7-day average)	<10.0 <10.0%
$\geq 200$	New COVID-19 admissions per 100,000 population (7-day total) Percent of staffed inpatient beds occupied by COVID-19 patients (7-day average)	NA NA	<10.0 <10.0%	$\geq 10.0$ $\geq 10.0\%$

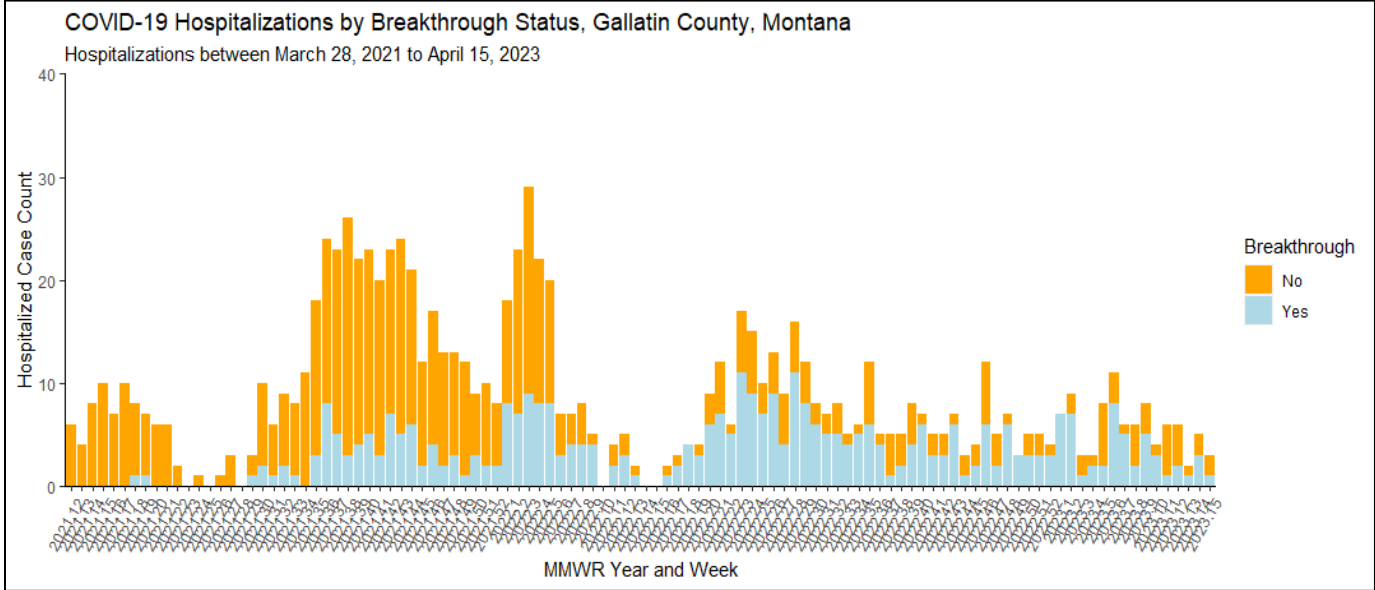
**Questions? Please Contact:**

Gallatin City-County Communicable Disease Program  
Hours: M-F 8:00AM-5:00PM: (406) 582-3100  
After hours 24/7 line: (406) 582-2100 ext. 2, ask to page the Health Dept

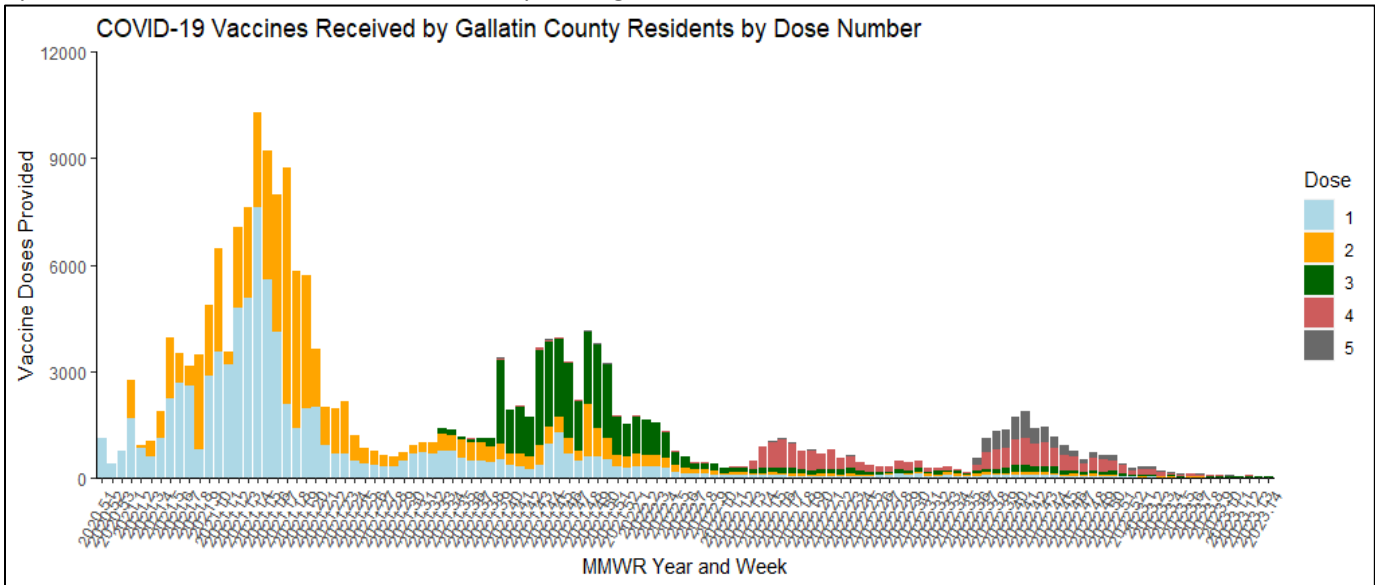
[www.healthygallatin.org](http://www.healthygallatin.org)  
[Reportable Communicable Disease List](#)

# Gallatin County Weekly Communicable Disease Report

**Figure 1.** Describes the number of hospitalized COVID-19 cases by breakthrough status and CDC MMWR Week from March 28, 2021 to April 15, 2023. A breakthrough case is defined as testing positive for SARS-CoV-2  $\geq 14$  days after receiving a primary COVID-19 vaccine series.



**Figure 2.** Describes COVID-19 vaccine doses received by Gallatin County residents by MMWR Year and Week as of April 8, 2023. Visit our [website](#) for a list of upcoming vaccine clinics.



If you are seeking data that is not included in the above report or our [dashboard](#), please submit a data request through [HS@gallatin.mt.gov](mailto:HS@gallatin.mt.gov). The turnaround time depends on the complexity of the request and availability of our staff.

**Questions? Please Contact:**

Gallatin City-County Communicable Disease Program  
 Hours: M-F 8:00AM-5:00PM: (406) 582-3100  
 After hours 24/7 line: (406) 582-2100 ext. 2, ask to page the Health Dept  
[www.healthygallatin.org](http://www.healthygallatin.org)  
[Reportable Communicable Disease List](#)