










Gallatin County Weekly Communicable Disease Report

This report provides a weekly snapshot of communicable disease activity in Gallatin County. Data are provisional and are expected to change as more information is received.

Table 1. Communicable diseases reported in Gallatin County* compared to statewide data during MMWR Week 15 (week ending 4/15/2023).

	Gallatin County			State of Montana	
	Total (2023 Year-to-Date)	MMWR Week 15	Six-Week Trend Line	Total (2023 Year-to-Date)	MMWR Week 15
General Communicable Diseases					
COVID-19	1,210	34		9,847	439
<i>Streptococcus Pneumoniae</i> , Invasive	3	1		47	2
Influenza (2022-2023 Season)					
Cases	2,111	17		10,862	33
Hospitalizations or Deaths	60	0		568	1
Enteric Diseases					
Campylobacteriosis	5	1		81	10
Hepatitis					
Hepatitis C, Chronic	6	2		354	32
Sexually Transmitted Diseases					
Chlamydia	167	7		1,064	62
HIV/AIDS	1	1		8	2
Other Conditions					
Animal Bites	55	5		Not Reported	

Data source: MTDPHHS Weekly Communicable Disease Epidemiology Report

*Not all cases were contracted in Gallatin County

Communicable Disease News:

- **COVID-19 Update:** On January 30, 2023, President Biden announced the COVID-19 public health emergency will end on May 11, 2023. Read the full declaration [here](#).
- Additional summary of diseases reported in the state of Montana for MMWR Week 15:
 - **Enteric Diseases:** Giardiasis (1), Shiga toxin-producing Escherichia coli (STEC) (1)
 - **General Communicable Diseases:** Latent TB infection (6)
 - **STD/HIV:** Gonorrhea (14), Syphilis, primary or secondary (4), Syphilis, latent (7)
 - **VPDs:** Streptococcal Toxic Shock Syndrome (1), Varicella (chickenpox) (7)
 - **Zoonoses:** Rabies, post-exposure prophylaxis (4)
- **Influenza:** Influenza activity is **sporadic, but remained low** statewide from April 9th - April 15th, 2023, with 33 new cases, 1 hospitalization, and no deaths reported. Season to date, 10,862 cases, 548 hospitalizations, and 20 deaths have been associated with influenza. Influenza A is currently the dominant influenza type circulating in Montana – seasonal subtypes H1N1 (n=197) and H3N2 (n=382) have both been detected.
 - Influenza-like illness (ILI) reported in Montana for Week 15 **increased** from 1.48% to 1.51%.
 - During week 15, RSV percent positivity **increased slightly** to 1.73%. Due to two consecutive weeks of RSV activity below 3% positivity, the 2022-2023 RSV season was declared over in Montana on March 11, 2023.

Questions? Please Contact:

Gallatin City-County Communicable Disease Program
Hours: M-F 8:00AM-5:00PM: (406) 582-3100
After hours 24/7 line: (406) 582-2100 ext. 2, ask to page the Health Dept
www.healthygallatin.org
[Reportable Communicable Disease List](#)

Gallatin County Weekly Communicable Disease Report

Gallatin County COVID-19 Data

During MMWR Week 16 (week ending 4/22/23), 36 new COVID-19 cases were reported among Gallatin County residents. Among the newly reported cases, approximately 47% were confirmed breakthrough cases, defined as testing positive for SARS-CoV-2 ≥ 14 days after receiving a primary COVID-19 vaccine series. As of April 22, 2023 Gallatin County reports 13,336 cases of confirmed breakthrough disease, which includes 363 hospitalizations and 30 deaths.

Table 2. Summary of COVID-19 Activity among Gallatin County residents reported between 3/17/2020 to 4/22/2023.

	Total	MMWR Week 16	% Change from Previous Week
Reported Cases	42,190	36	+5.88%
Laboratory Tests	355,474	485	-10.19%
Hospitalizations	1,576	1	-50.00%
Deaths	135	1	NA*

*Percent positivity is incalculable when the previous value is zero.

Table 3. Describes the number of active cases per 100,000 Gallatin County residents among Vaccine Eligible Age Groups as of 4/23/2023.

Age Group	Number of Active Cases	Total Number of Residents	Active Cases per 100,000
0 to 4	2	5,906	34
5 to 11	2	9,138	22
12 to 17	0	7,616	0
18 to 29	9	28,995	31
30 to 39	8	17,388	46
40 to 49	6	14,113	43
50 to 50	4	11,667	34
60 to 69	4	12,149	33
70 to 79	10	6,846	146
80+	4	2,968	135

Table 4. Describes [CDC community impact level](#) as of 4/24/2023, established to help determine which prevention actions are recommended based on healthcare system strain. Gallatin County is currently experiencing “Low” community impact, as depicted by the black circle on the table below. Data regarding community levels and local indicators are found at the CDC COVID Data Tracker [here](#). During periods of low impact, the CDC recommends staying up to date with COVID-19 vaccines and boosters, maintaining improved ventilation throughout indoor spaces when possible, and following CDC guidelines for isolation and quarantine, including testing if you are exposed or have symptoms. Individuals who are immunocompromised or at high risk for severe disease should have a plan for rapid testing if needed and talk to their healthcare provider about whether they are a candidate for treatments like oral antivirals or monoclonal antibodies.

New COVID-19 Cases Per 100,000 people in the past 7 days	Indicators	Low	Medium	High
		<200	New COVID-19 admissions per 100,000 population (7-day total) Percent of staffed inpatient beds occupied by COVID-19 patients (7-day average)	<10.0 <10.0%
≥ 200	New COVID-19 admissions per 100,000 population (7-day total) Percent of staffed inpatient beds occupied by COVID-19 patients (7-day average)	NA NA	<10.0 <10.0%	≥ 10.0 $\geq 10.0\%$

Questions? Please Contact:

Gallatin City-County Communicable Disease Program
Hours: M-F 8:00AM-5:00PM: (406) 582-3100
After hours 24/7 line: (406) 582-2100 ext. 2, ask to page the Health Dept
www.healthygallatin.org
[Reportable Communicable Disease List](#)

Figure 1. Describes the number of hospitalized COVID-19 cases by breakthrough status and CDC MMWR Week from March 28, 2021 to April 22, 2023. A breakthrough case is defined as testing positive for SARS-CoV-2 ≥ 14 days after receiving a primary COVID-19 vaccine series.

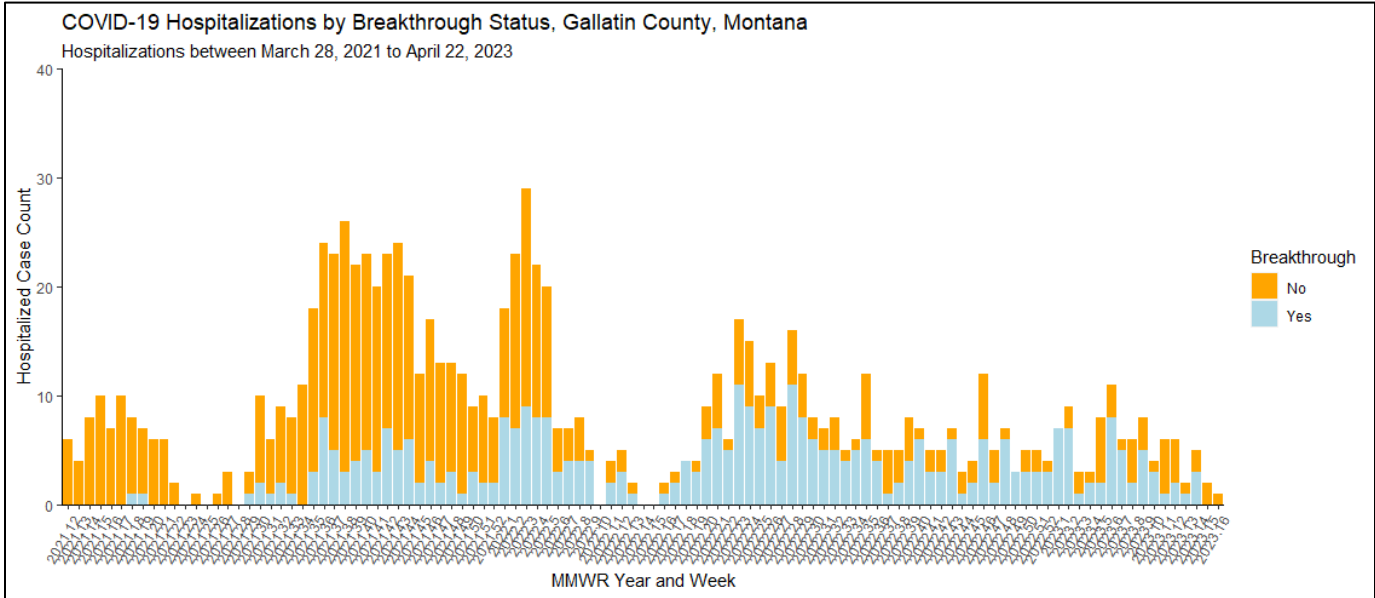
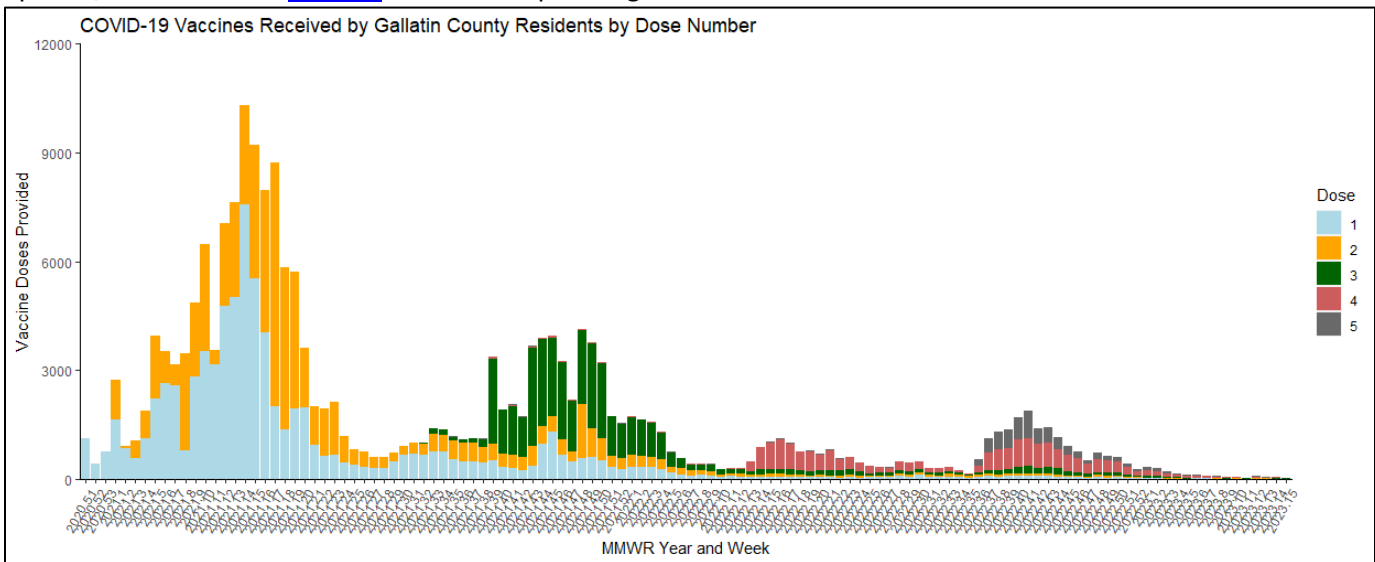


Figure 2. Describes COVID-19 vaccine doses received by Gallatin County residents by MMWR Year and Week as of April 15, 2023. Visit our [website](#) for a list of upcoming vaccine clinics.



If you are seeking data that is not included in the above report or our [dashboard](#), please submit a data request through HS@gallatin.mt.gov. The turnaround time depends on the complexity of the request and availability of our staff.

Questions? Please Contact:

Gallatin City-County Communicable Disease Program
Hours: M-F 8:00AM-5:00PM: (406) 582-3100
After hours 24/7 line: (406) 582-2100 ext. 2, ask to page the Health Dept
www.healthygallatin.org
[Reportable Communicable Disease List](#)