











Gallatin County Weekly Communicable Disease Report

This report provides a weekly snapshot of communicable disease activity in Gallatin County. Data are provisional and are expected to change as more information is received. If you are seeking data that is not included in the report below, please submit a data request through HS@gallatin.mt.gov. The turnaround time depends on the complexity of the request and availability of our staff.

Table 1. Communicable diseases reported in Gallatin County* compared to statewide data during MMWR Week 25 (week ending 6/24/2023).

	Gallatin			State of Montana	
	Total (2023 Year-to-Date)	MMWR Week 25	Six-Week Trend Line	Total (2023 Year-to-Date)	MMWR Week 25
General Communicable Diseases					
COVID-19	1,384	14		11,372	101
Latent TB Infection (LTBI)	21	1		137	3
Enteric Diseases					
Campylobacteriosis	17	3		183	19
Cryptosporidiosis	9	1		51	2
Giardiasis	9	1		29	3
Salmonellosis	5	1		75	5
Hepatitis					
Hepatitis C, Chronic	9	1		533	8
Sexually Transmitted Diseases					
Chlamydia	262	9		1,738	52
Other Conditions					
Animal Bites	124	6		Not Reported	
Elevated Blood Lead	7	1		69	1

Data source: MTDPHHS Weekly Communicable Disease Epidemiology Report

*Not all cases were contracted in Gallatin County

Communicable Disease News:

- The 2020 Annual Report of Communicable Diseases in Montana is now available [here](#).
- Rabies Roadshow training is here again and will be held virtually on July 11th. For more information, please see the event [flyer](#), and to register for this event, click [here](#).
- Additional summary of diseases reported in the state of Montana for MMWR Week 25:
 - **Enteric Diseases:** Cyclosporiasis (1), Shiga toxin-producing *Escherichia coli* (STEC) (4), Shigellosis (2)
 - **Heavy Metal Exposures:** Lead (1)
 - **Hepatitis:** Hepatitis C, acute (4)
 - **STD/HIV:** Gonorrhea (11), Syphilis, primary or secondary (10), Syphilis, latent (11)
 - **VPDs:** *Haemophilus influenzae*, invasive (1), Pertussis (2), *Streptococcus pneumoniae*, invasive (1)
 - **Vector Borne Diseases:** Colorado Tick Fever (1)
 - **Zoonoses:** Rabies, animal (1)

Questions? Please Contact:

Gallatin City-County Communicable Disease Program
Hours: M-F 8:00AM-5:00PM: (406) 582-3100
After hours 24/7 line: (406) 582-2100 ext. 2, ask to page the Health Dept
www.healthygallatin.org
[Reportable Communicable Disease List](#)

Gallatin County Weekly Communicable Disease Report

Expanded COVID-19 Data

During MMWR Week 26 (week ending 7/1/23), 17 new COVID-19 cases were reported among Gallatin County residents. Due to recent changes made to the reporting requirements at the state-level, GCCHD can no longer report data on breakthrough status related to COVID-19 cases.

Table 2. Summary of COVID-19 activity among Gallatin County residents reported between 3/17/2020 to 7/1/2023.

	Total	MMWR Week 26	% Change from Previous Week
Reported Cases	42,346	17	+21.43%
Hospitalizations	1,593	1	0.00%
Deaths	136	0	0.00%*

*percent change is in calculable when the previous value is zero.

Table 3. Describes the number of active cases by age group per 100,000 residents as of 7/2/2023.

Age Group	Number of Active Cases	Total Number of Residents	Active Cases per 100,000
0 to 4	0	5,906	0
5 to 11	0	9,138	0
12 to 17	0	7,616	0
18 to 29	6	28,995	21
30 to 39	3	17,388	17
40 to 49	2	14,113	14
50 to 50	3	11,667	26
60 to 69	2	12,149	17
70 to 79	5	6,846	73
80+	7	2,968	236

Table 4. Describes [CDC COVID-19 hospital admission levels](#) as of 7/3/2023, established to guide recommended preventative actions based on healthcare system strain. Gallatin County is currently experiencing “Low” level, in which CDC recommends staying up to date with COVID-19 vaccines and boosters, maintaining improved ventilation throughout indoor spaces when possible, and following CDC guidelines for isolation and quarantine, including testing if you are exposed or have symptoms. Individuals who are at high risk for severe disease should have a plan for rapid testing if needed and talk to their healthcare provider about whether they are a candidate for treatments like oral antivirals or monoclonal antibodies.

Indicator	Low	Medium	High
New COVID-19 admissions per 100,000 population (7-day total)	<10.0	10.0-19.9	≥20.0

Questions? Please Contact:

Gallatin City-County Communicable Disease Program
Hours: M-F 8:00AM-5:00PM: (406) 582-3100
After hours 24/7 line: (406) 582-2100 ext. 2, ask to page the Health Dept
www.healthygallatin.org
[Reportable Communicable Disease List](#)

Gallatin County Weekly Communicable Disease Report

Figure 1. Describes the number of COVID-19 cases by MMWR Week and Year from March 28, 2021 to July 1, 2023.

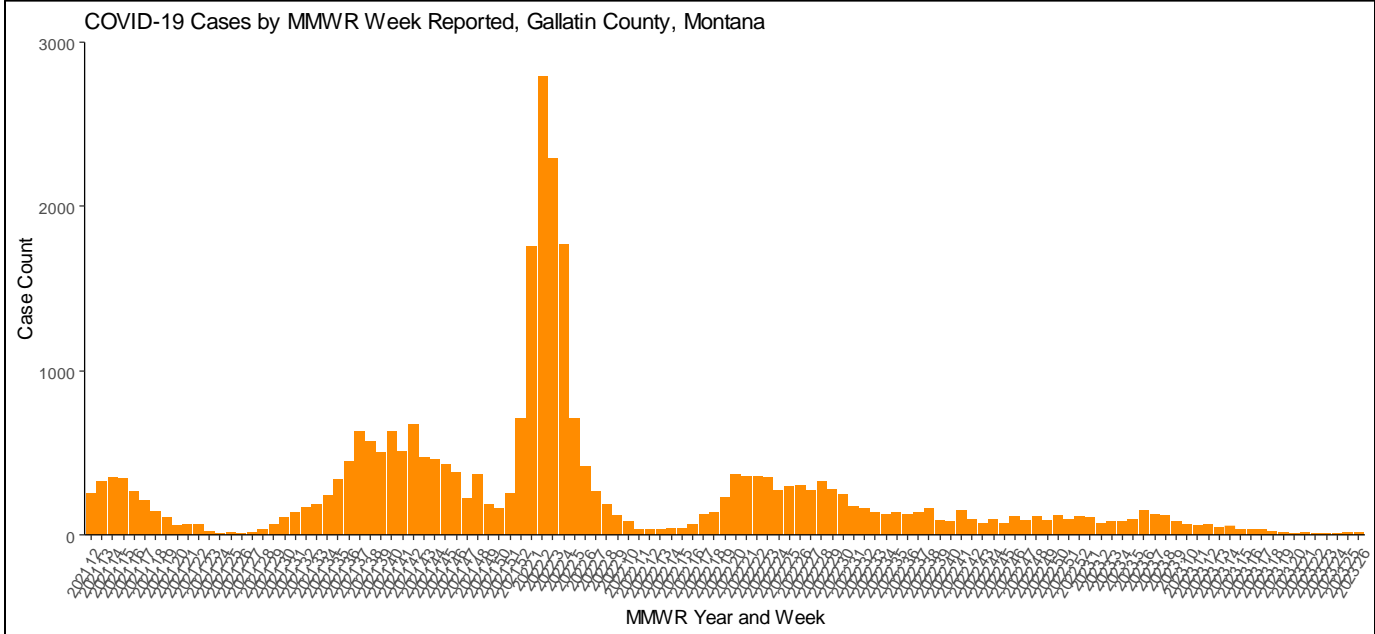
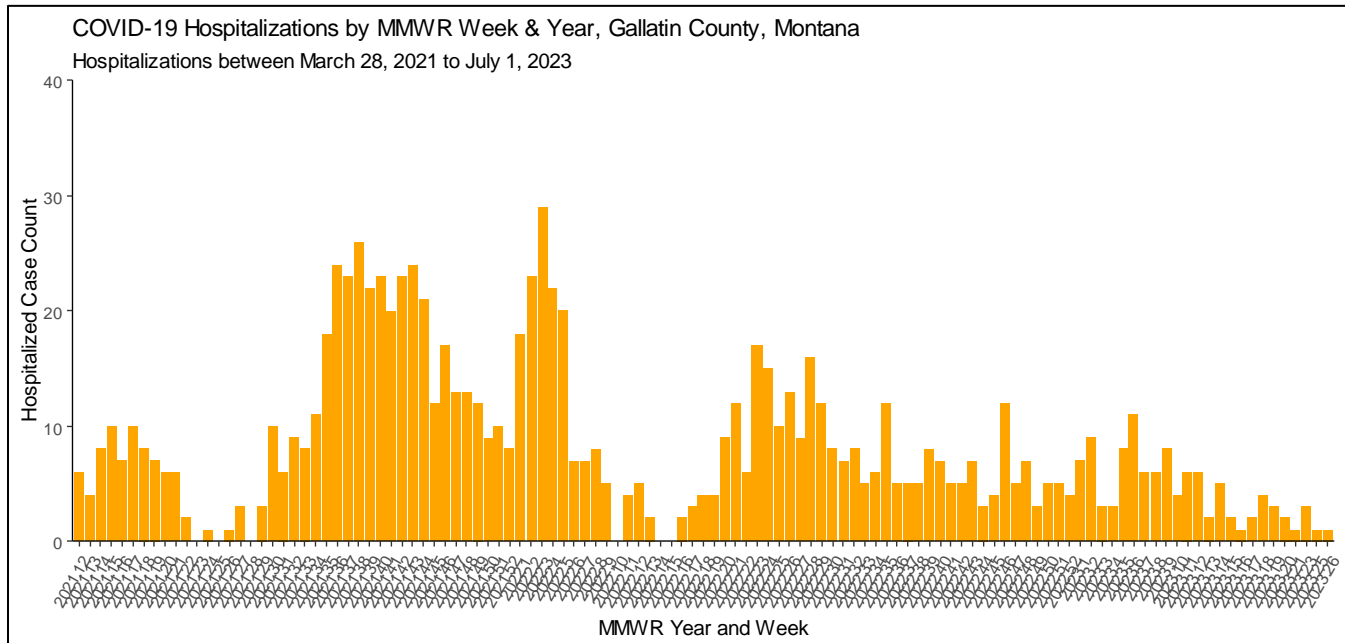


Figure 2. Describes the number of hospitalized COVID-19 cases by MMWR Week and Year from March 28, 2021 to July 1, 2023.



Questions? Please Contact:

Gallatin City-County Communicable Disease Program
Hours: M-F 8:00AM-5:00PM: (406) 582-3100
After hours 24/7 line: (406) 582-2100 ext. 2, ask to page the Health Dept

www.healthygallatin.org
[Reportable Communicable Disease List](#)