



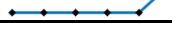




Gallatin County Weekly Communicable Disease Report

This report provides a weekly snapshot of communicable disease activity in Gallatin County. Data are provisional and are expected to change as more information is received. If you are seeking data that is not included in the report below, please submit a data request through HS@gallatin.mt.gov. The turnaround time depends on the complexity of the request and availability of our staff.

Table 1. Communicable diseases reported in Gallatin County* compared to statewide data during MMWR Week 33 (week ending 8/19/2023).

	Gallatin			State of Montana	
	Total (2023 Year-to-Date)	MMWR Week 33	Six-Week Trend Line	Total (2023 Year-to-Date)	MMWR Week 33
General Communicable Diseases					
COVID-19	1,630	41		13,042	324
Enteric Diseases					
Giardiasis	14	2		47	2
Sexually Transmitted Diseases					
Chlamydia	323	4		2,298	53
Syphilis, Latent	11	1		299	2
Syphilis, Primary or Secondary	1	1		204	4
Zoonotic Diseases					
Rabies, Animal	2	1		13	2
Other Conditions					
Animal Bites	176	6		Not Reported	

Data source: MTDPHHS Weekly Communicable Disease Epidemiology Report

*Not all cases were contracted in Gallatin County

Communicable Disease News:

- Additional summary of diseases reported in the state of Montana for MMWR Week 33:
 - **Enteric Diseases:** Campylobacteriosis (6), Cryptosporidiosis (9), Salmonellosis (2), Shiga toxin-producing Escherichia coli (STEC) (3)
 - **General Communicable Diseases:** Latent TB Infection (LTBI) (2)
 - **Heavy Metal Exposures:** Lead (1)
 - **Hepatitis:** Hepatitis B, chronic (1), Hepatitis C, acute (5), Hepatitis C, chronic (13)
 - **STD/HIV:** Gonorrhea (10), HIV/AIDS (1)
 - **Vaccine Preventable Diseases:** *Streptococcus pneumoniae*, invasive (1)
 - **Vector-Borne Diseases:** West Nile Virus, neuroinvasive (2)
 - **Zoonoses:** Rabies, post-exposure prophylaxis (PEP) (6)

Questions? Please Contact:

Gallatin City-County Communicable Disease Program

Hours: M-F 8:00AM-5:00PM: (406) 582-3100

After hours 24/7 line: (406) 582-2100 ext. 2, ask to page the Health Dept

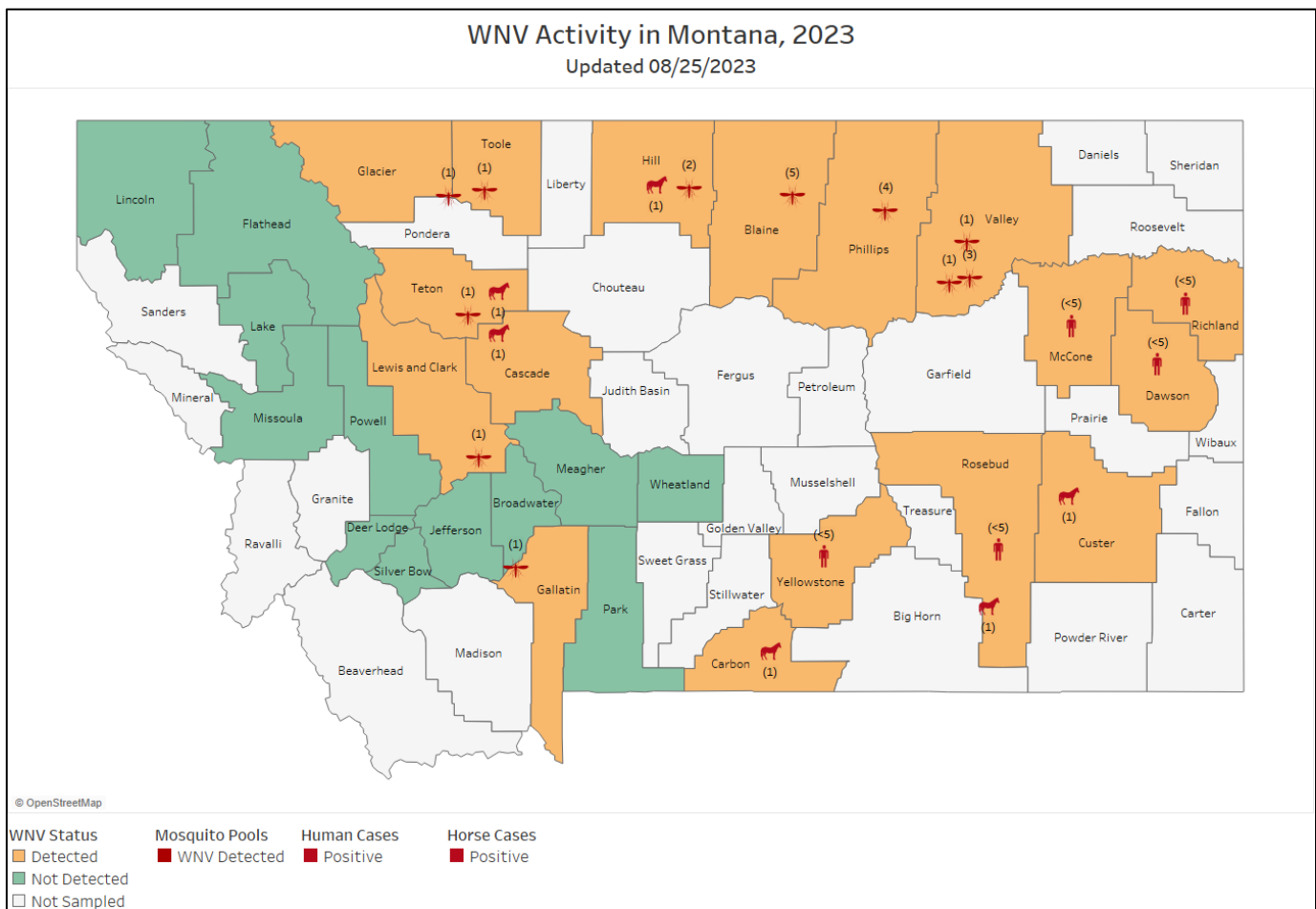
www.healthygallatin.org

[Reportable Communicable Disease List](#)

Gallatin County Weekly Communicable Disease Report

- **West Nile Virus (WNV) Activity Increasing in Montana**

- As of 8/25/2023 Montana has WNV activity reported in 17 different counties (highlighted orange on the map below). DPHHS has reported 7 human cases of WNV this season, 6 of which were neuroinvasive. Additionally, 6 cases of WNV have been reported in horses by the DOL. Nationally, as of 8/25/2023, 247 cases of WNV (169 neuroinvasive, 78 non-neuroinvasive) have been confirmed in 34 states. Thirteen (13) deaths across the U.S. have been attributed to WNV. For more information about WNV protection and surveillance activities, contact GCCHD at 406-582-3100 or visit the [DPHHS WNV webpage](#).



- **Syndromic Surveillance – Heat-Related Illnesses in Montana**

- On the following page are data reported from the Montana Syndromic Surveillance system. These data capture real-time changes in the percentage of emergency department (ED) visits related to heat-related illness symptoms across the state and are monitored for significant increases. For questions on the data, or inquiries about facilities reporting in your jurisdiction, please contact Vanessa Whattam at 406-439-5324 or vanessa.whattam@mt.gov

Questions? Please Contact:

Gallatin City-County Communicable Disease Program

Hours: M-F 8:00AM-5:00PM: (406) 582-3100

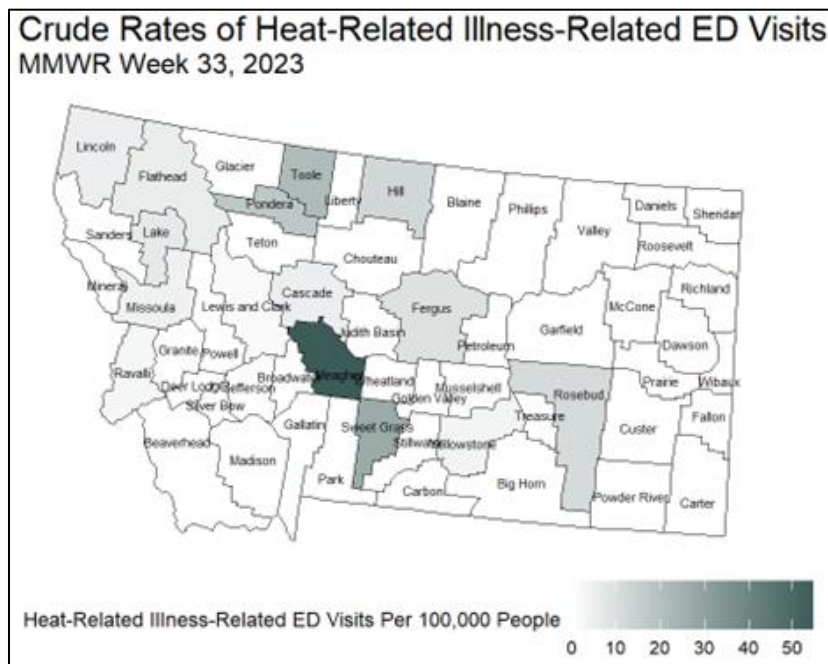
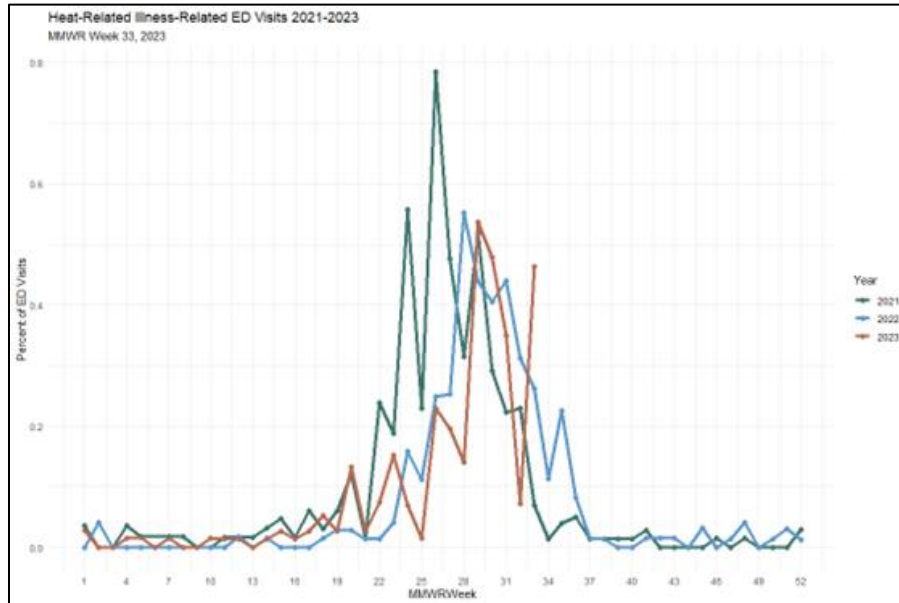
After hours 24/7 line: (406) 582-2100 ext. 2, ask to page the Health Dept

www.healthygallatin.org

[Reportable Communicable Disease List](#)

Gallatin County Weekly Communicable Disease Report

- Heat-Related Illness-related ED visits accounted for 0.5% (33 out of 7132) of total ED visits during MMWR Week 33 in 2023 (August 13 - August 19) which is a 0.4% increase from the previous week. In 2022, heat-related illness-related ED visits made up 0.3% (19 out of 7253) of the total ED visits during MMWR Week 33. Over the past five weeks, the mean percentage of heat-related illness visits in 2023 is not statistically significantly different from the percentage for the same period in 2022. The preliminary rate for MMWR Week 34, 2023 (August 20 - August 26) is 0% (0 out of 4477). The map shows the crude rates of heat-related illness-related ED visits in each of the counties for MMWR Week 33, 2023. While most hospital facilities participate in syndromic surveillance, not all do. The map and chart represent only reported data; true numbers may vary.



Gallatin City-County Communicable Disease Program

Hours: M-F 8:00AM-5:00PM: (406) 582-3100

After hours 24/7 line: (406) 582-2100 ext. 2, ask to page the Health Dept

www.healthygallatin.org

[Reportable Communicable Disease List](#)

Questions? Please Contact: