




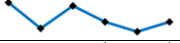




Gallatin County Weekly Communicable Disease Report

This report provides a weekly snapshot of communicable disease activity in Gallatin County. Data are provisional and are expected to change as more information is received. If you are seeking data that is not included in the report below, please submit a data request through HS@gallatin.mt.gov. The turnaround time depends on the complexity of the request and availability of our staff.

Table 1. Communicable diseases reported in Gallatin County* compared to statewide data during MMWR Week 1 (week ending January 6, 2024).

	Gallatin County			State of Montana	
	Total (2024 Year-to-Date)	MMWR Week 1	Six-Week Trend Line	Total (2024 Year-to-Date)	MMWR Week 1
Influenza (2023-2024 Season)**					
Influenza A	871	178		7,595	1,770
Influenza B	352	38			
Hospitalizations or Deaths	40	7		447	105
General Communicable Diseases					
COVID-19	95	95		844	844
Latent TB Infection (LTBI)	1	1		3	3
Sexually Transmitted Diseases					
Chlamydia	6	6		53	53
Gonorrhea	1	1		10	10
Other Conditions					
Animal Bites	5	5		Not Reported	

Data source: MTDPHHS Weekly Communicable Disease Epidemiology Report

*Not all cases were contracted in Gallatin County

**Statewide disaggregated influenza data is unavailable.

Communicable Disease News:

- Additional summary of diseases reported in the state of Montana for MMWR Week 1:
 - **Enteric Diseases:** Campylobacteriosis (7), Giardiasis (1), Salmonellosis (2), Shigellosis (1), Trichinosis (1), Vibriosis (1)
 - **Heavy Metal Exposures:** Lead (2)
 - **Hepatitis:** Hepatitis B, chronic (1), Hepatitis C, chronic (17)
 - **STD/HIV:** Syphilis, primary and secondary (5), Syphilis, latent (3)
 - **Vaccine Preventable Diseases:** *Streptococcus pneumoniae*, invasive (2)
 - **Zoonotic:** Rabies, post-exposure prophylaxis (PEP) (3)
- **Statewide Influenza Summary for MMWR Week 1: Activity is WIDESPREAD**
 - Influenza activity is **remaining steady** for the 2023-2024 influenza season in Montana. 1,770 cases of influenza were reported during MMWR week 1.
 - Season to date, 7,595 cases, 428 hospitalizations, and 19 deaths have been associated with influenza. 93% of counties have reported at least one case of influenza this season.

Gallatin City-County Communicable Disease Program

Hours: M-F 8:00AM-5:00PM: (406) 582-3100

After hours 24/7 line: (406) 582-2100 ext. 2, ask to page the Health Dept

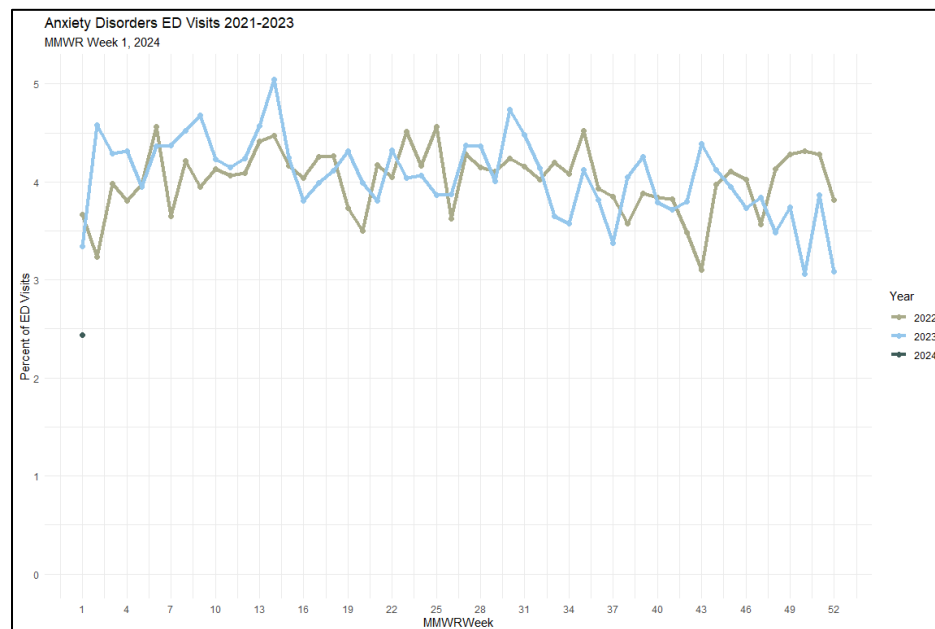
www.healthygallatin.org

[Reportable Communicable Disease List](#)

Questions? Please Contact:

Gallatin County Weekly Communicable Disease Report

- Sixteen facilities in Montana are currently responding to outbreaks of influenza.
 - During week 1, 1,988 specimens were tested for influenza at partner surveillance laboratories and 568 (28.57%) were positive.
 - Partner surveillance laboratories have tested 15,875 specimens for influenza since October 1, 2023. Out of 15,875 specimens, 2,322 (14.63%) have tested positive for influenza. Influenza A is currently the dominant influenza type circulating in Montana – Flu A seasonal subtype H1N1 (n=194), H3N2 (n=126), and flu B (n=421) have been detected.
 - Emergency department visits due to influenza-like illness (ILI) in Montana decreased slightly to 4.38%.
 - During week 1, 642 specimens were tested for RSV at partner surveillance laboratories and 53 (8.26%) were positive.
 - Visit the new CDEpi Pan-Respiratory dashboard [here](#).
- **Statewide Syndromic Surveillance: Anxiety and Depressive Disorders**
 - Below are data reported from the Montana Syndromic Surveillance system. These data capture real-time changes in the percentage of emergency department (ED) visits related to anxiety and depressive disorder symptoms across the state and are monitored for significant increases. While most hospital facilities participate in syndromic surveillance, not all do. The charts represent only reported data; true numbers may vary. For questions on the data please contact Vanessa Whattam at 406-439-5324 or vanessa.whattam@mt.gov.
 - **Anxiety Disorder**-related ED visits accounted for 2.4% (192 out of 7873) of total ED visits during MMWR Week 1 in 2024 (December 31 - January 06) which is 0.7% decreased from the previous week. In 2023, anxiety disorders-related ED visits made up 3.3% (242 out of 7248) of the total ED visits during MMWR Week 1. Over the past five weeks, the mean percentage of anxiety disorders visits in 2024 is not statistically significantly different from the percentage for the same period in 2023. The preliminary rate for MMWR Week 2, 2024 (January 07 - January 13) is 2.1% (82 out of 3860).



Questions? Please Contact:

Gallatin City-County Communicable Disease Program

Hours: M-F 8:00AM-5:00PM: (406) 582-3100

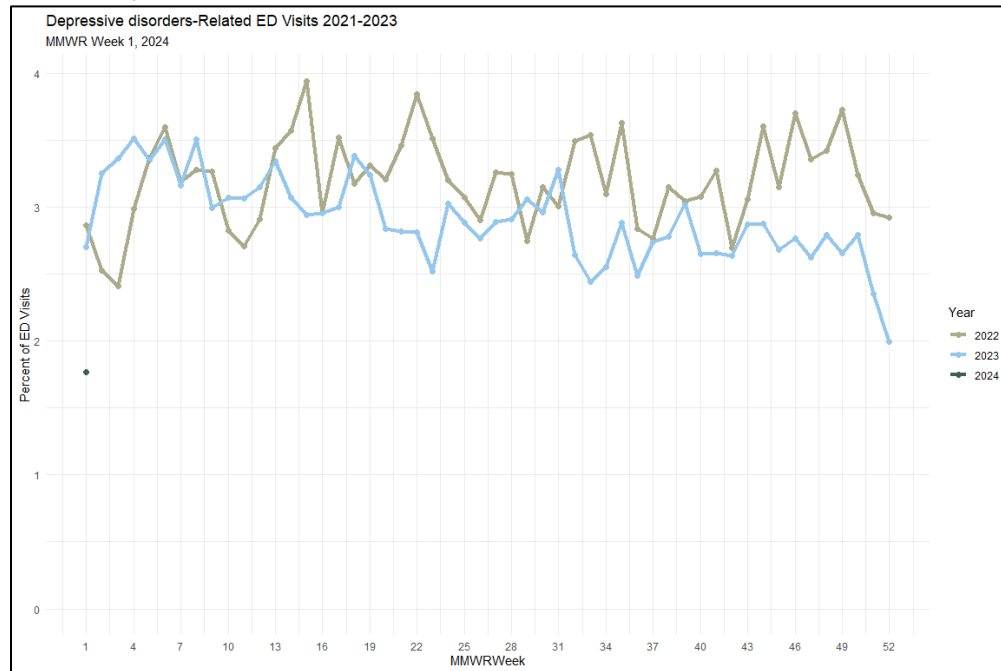
After hours 24/7 line: (406) 582-2100 ext. 2, ask to page the Health Dept

www.healthygallatin.org

[Reportable Communicable Disease List](#)

Gallatin County Weekly Communicable Disease Report

- **Depressive disorder**-related ED visits accounted for 1.8% (139 out of 7873) of total ED visits during MMWR Week 1 in 2024 (December 31 - January 06) which is 0.2% decreased from the previous week. In 2023, depressive disorders-related ED visits made up 2.7% (196 out of 7248) of the total ED visits during MMWR Week 1. Over the past five weeks, the mean percentage of depressive disorders visits in 2024 is statistically significantly different from the percentage for the same period in 2023. The preliminary rate for MMWR Week 2, 2024 (January 07 - January 13) is 1.2% (48 out of 3860).



Questions? Please Contact:

Gallatin City-County Communicable Disease Program

Hours: M-F 8:00AM-5:00PM: (406) 582-3100

After hours 24/7 line: (406) 582-2100 ext. 2, ask to page the Health Dept

www.healthygallatin.org

[Reportable Communicable Disease List](#)