









Gallatin County Weekly Communicable Disease Report

This report provides a weekly snapshot of communicable disease activity in Gallatin County. Data are provisional and are expected to change as more information is received. If you are seeking data that is not included in the report below, please submit a data request through HS@gallatin.mt.gov. The turnaround time depends on the complexity of the request and availability of our staff.

Table 1. Communicable diseases reported in Gallatin County* compared to statewide data during MMWR Week 52 (week ending December 30, 2023).

	Gallatin County			State of Montana	
	Total (2023 Year-to-Date)	MMWR Week 52	Six-Week Trend Line	Total (2023 Year-to-Date)	MMWR Week 52
Influenza (2023-2024 Season)**					
Influenza A	694	229		5,759	1,914
Influenza B	314	57			
Hospitalizations or Deaths	34	14		319	103
General Communicable Diseases					
COVID-19	3,128	79		26,835	758
Enteric Diseases					
Campylobacteriosis	41	1		436	5
Sexually Transmitted Diseases					
Chlamydia	528	3		3,652	37
Zoonotic Diseases					
Rabies, PEP	21	1		249	1
Other Conditions					
Animal Bites	263	8		Not Reported	

Data source: MTDPHHS Weekly Communicable Disease Epidemiology Report

*Not all cases were contracted in Gallatin County

**Statewide disaggregated influenza data is unavailable.

Communicable Disease News:

- Additional summary of diseases reported in the state of Montana for MMWR Week 52:
 - **Enteric Diseases:** Giardiasis (1), Salmonellosis (1), Shiga toxin-producing *Escherichia coli* (STEC) (1), Shigellosis (1)
 - **General Communicable Diseases:** Latent TB Infection (LTBI) (1), Legionellosis (1)
 - **Heavy Metal Exposures:** Lead (3)
 - **Hepatitis:** Hepatitis C, acute (1), Hepatitis C, chronic (5)
 - **STD/HIV:** Gonorrhea (10), Syphilis, primary and secondary (1), Syphilis, latent (1)
 - **Vaccine Preventable Diseases:** *Haemophilus influenzae*, invasive (1), Pertussis (1), *Streptococcus pneumoniae*, invasive (4), Varicella (1)
 - **Zoonotic:** Q fever, chronic (1)

Gallatin City-County Communicable Disease Program

Hours: M-F 8:00AM-5:00PM: (406) 582-3100

After hours 24/7 line: (406) 582-2100 ext. 2, ask to page the Health Dept

www.healthygallatin.org

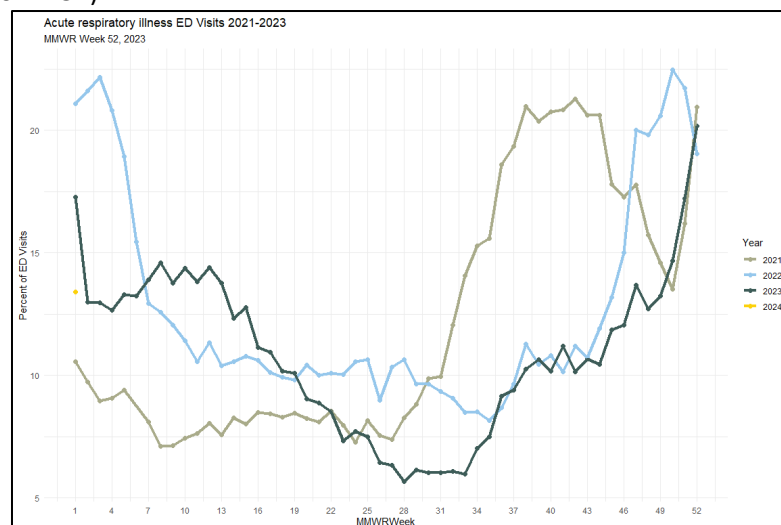
[Reportable Communicable Disease List](#)

Questions? Please Contact:

Gallatin County Weekly Communicable Disease Report

- **Statewide Influenza Summary for MMWR Week 52: Activity is WIDESPREAD**
 - Influenza activity is rapidly increasing for the 2023-2024 influenza season in Montana. 1,914 cases of influenza were reported during MMWR week 52.
 - Season to date, 5,759 cases, 310 hospitalizations, and 9 deaths have been associated with influenza. Over 90% of total reported flu cases have been reported in the Western and Central regions of Montana.
 - Five facilities in Montana are currently responding to outbreaks of influenza.
 - During week 52, 1,887 specimens were tested for influenza at partner surveillance laboratories and 614 (32.54%) were positive.
 - Partner surveillance laboratories have tested 13,147 specimens for influenza since October 1, 2023. Out of 13,147 specimens, 1,556 (11.84%) have tested positive for influenza. Influenza A is currently the dominant influenza type circulating in Montana – Flu A seasonal subtype H1N1 (n=183), H3N2 (n=102), and flu B (n=321) have been detected.
 - Emergency department visits due to influenza-like illness (ILI) in Montana increased to 5.19%.
 - During week 52, 921 specimens were tested for RSV at partner surveillance laboratories and 34 (3.69%) were positive.
 - Visit the new CDEpi Pan-Respiratory dashboard [here](#).

- **Statewide Syndromic Surveillance: Acute Respiratory and Cold-Weather-Related Illness**
 - Below are data reported from the Montana Syndromic Surveillance system. These data capture real-time changes in the percentage of emergency department (ED) visits related to conditions such as acute respiratory illness and cold-weather-related illness across the state and are monitored for significant increases. While most hospital facilities participate in syndromic surveillance, not all do. The charts represent only reported data; true numbers may vary. For questions on the data please contact Vanessa Whattam at 406-439-5324 or vanessa.whattam@mt.gov.
 - **Acute respiratory illness**-related ED visits accounted for 20.2% (1626 out of 8062) of total ED visits during MMWR Week 52 in 2023 (December 24 - December 30) which is 3% increased from the previous week. In 2022, acute respiratory illness-related ED visits made up 19% (1471 out of 7724) of the total ED visits during MMWR Week 52. Over the past five weeks, the mean percentage of acute respiratory illness visits in 2023 is not statistically significantly different from the percentage for the same period in 2022. The preliminary rate for MMWR Week 1, 2024 (December 31 - January 06) is 17.3% (1252 out of 7251).



Gallatin City-County Communicable Disease Program

Hours: M-F 8:00AM-5:00PM: (406) 582-3100

After hours 24/7 line: (406) 582-2100 ext. 2, ask to page the Health Dept

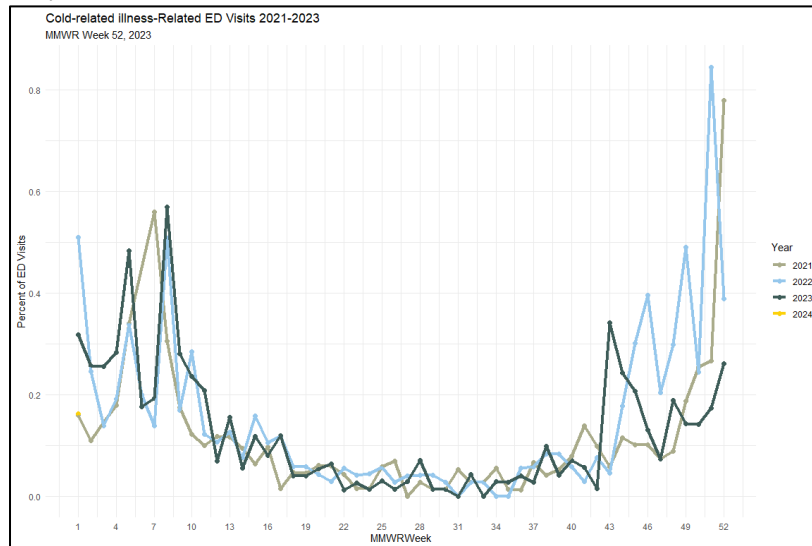
www.healthygallatin.org

[Reportable Communicable Disease List](#)

Questions? Please Contact:

Gallatin County Weekly Communicable Disease Report

- **Cold-weather-related** ED visits accounted for 0.3% (21 out of 8062) of total ED visits during MMWR Week 52 in 2023 (December 24 - December 30) which is 0.1% increased from the previous week. In 2022, cold-related illness-related ED visits made up 0.4% (30 out of 7724) of the total ED visits during MMWR Week 52. Over the past five weeks, the mean percentage of cold-related illness visits in 2023 is statistically significantly different from the percentage for the same period in 2022. The preliminary rate for MMWR Week 1, 2024 (December 31 - January 06) is 0.3% (23 out of 7251).



Questions? Please Contact:

Gallatin City-County Communicable Disease Program

Hours: M-F 8:00AM-5:00PM: (406) 582-3100

After hours 24/7 line: (406) 582-2100 ext. 2, ask to page the Health Dept

www.healthygallatin.org

[Reportable Communicable Disease List](#)